



STAT FREAKS

WELCOME TO THE NEXT LEVEL

INSIGHTS NEWSLETTER – OCTOBER 2023



DISCLAIMER

Please note that the information provided in this newsletter regarding historical profit/losses from racing investments is for informational purposes only. It should not be considered as financial or investment advice.

Investing on horse and greyhound racing involves a degree of risk, and past performance is not necessarily indicative of future results. The outcomes of horse races are subject to various factors and uncertainties that can influence the results.

We strongly encourage all readers to exercise caution and to bet responsibly. Set a budget for your betting activities and only wager amounts that you can afford to lose.

Gambling can be addictive, and if you or someone you know is struggling with gambling-related issues, we recommend seeking professional help or contacting relevant support organizations.

By accessing and using the information in this newsletter, you acknowledge that you understand the risks associated with gambling and that you assume full responsibility for any actions you take based on the information provided.

All pages and content within this newsletter are explicitly 18+ only. Gamble Responsibly. Visit www.gamblinghelponline.org.au or call Gambling Help on 1800 858 858.



TABLE OF CONTENTS – THIS EDITION

TITLE	DESCRIPTION
MAIN	<ul style="list-style-type: none">• Summary• Social Media• Top Rated Value Runners from September 2023
QUESTIONS & ANSWERS	Questions and Answers submitted via the contact form. <ul style="list-style-type: none">• How did statfreaks performed last year with predictions for group racing during the spring carnival?• Which barriers groups are the best on strike rate at each track across Australia?
STRIKE RATE ANALYSIS MODELS	<ul style="list-style-type: none">• Top Riders – By Track Class (SFR Rank 1&2).• Best Rider in the last race.• Runs in Prep Analysis (SFR Rank 1)• Horse Age Analysis (SFR Rank 1)• Weight Rank Analysis (SFR Rank 1)• Top Win Performing Data Horses 2023 – October Update• Top Win Performing Data Greyhounds 2023 – October Update
STATFREAKS RIDER/TRAINER TRACKING SUMMARY UPDATE	Update to Rider/Trainer Table. Additional logic added. <ul style="list-style-type: none">• Rider• Trainer• Combo's
OUR METHODOLOGY	<ul style="list-style-type: none">• High level detail with the tools and systems we use to generate analysis and insights.• Contact us



SUMMARY

Welcome to the October 2023 edition of the Statfreaks bulletin.

This is your one-stop destination for fresh and captivating statistics on horse and greyhound racing. Consider this bulletin as your detailed roadmap, guiding you through the intricate details of the racing world.

In this edition, we dive deep into new updates in the Racing Analytics Desktop database. We'll break down the recent findings on top riders by track class (Metro, Provincial and Country), Riders best in the last race of the day, and delve into factors like preparation, age, and weight. We've also updated the top-performing horses and greyhounds of 2023. For added value, our updated rider/trainer/combo tracking table is ready for you in the Statfreaks website's virtual data table section.

We're excited to share this month's insights with you. With the year winding down and top-tier races on the horizon, it's the perfect time to arm yourself with our insights.


Enjoy the read and the races!

David Vitali
CEO

SOCIAL MEDIA

FOLLOW STATFRAKS ON SOCIAL FOR DAILY INSIGHTS

X / TWITTER



[Statfreaks.com.au \(@Stat_Freaks\) / X](https://twitter.com/Stat_Freaks)
(twitter.com)

https://twitter.com/Stat_Freaks


FACE BOOK



[Statfreaks On Facebook](https://www.facebook.com/statfreaks)

<https://www.facebook.com/statfreaks>

INSTAGRAM



[Statfreaks on Instagram](https://www.instagram.com/stat_freaks/)

https://www.instagram.com/stat_freaks/



TOP RATED VALUE RUNNERS - SEPTEMBER 2023 (LAST MONTH)

Here's a compilation of top-rated competitors from September who secured victories at attractive odds.

Date	Track	Race	Runner	SFR	FP	SP Close	SP Op-Cls Mvt%	SP Op-Cls Mvt-Ind	Betfair WinSP	Betfair PlaceSP
9/09/2023	Kembla Grange	8	Who But Roo	+5.3	1	\$16.0	25%	DRIFT	\$22.0	\$5.7
12/09/2023	Moe	10	Not Enough Effort	+5.6	1	\$15.7	24%	DRIFT	\$20.4	\$4.7
9/09/2023	Moonee Valley	7	Young Werther	+4.5	1	\$10.3	13%	DRIFT	\$13.7	\$3.7
29/09/2023	Benalla	6	Zourata	+4.7	1	\$9.5	26%	DRIFT	\$10.7	\$3.5
1/09/2023	Birdsville	5	Vunivalu	+6.1	1	\$9.3	11%	DRIFT	\$11.0	\$2.5
16/09/2023	Morphettville	10	Set To Prophet	+5.0	1	\$9.3	25%	DRIFT	\$11.5	\$2.9
9/09/2023	Belmont	6	Romancing The Rock	+5.6	1	\$8.3	40%	DRIFT	\$11.4	\$3.5
28/09/2023	Wyong	7	Beneficio	+5.9	1	\$8.3	-18%	SHORT	\$10.9	\$2.7
9/09/2023	Doomben	3	Magic Conqueror	+6.1	1	\$8.2	6%	DRIFT	\$9.0	\$2.9
23/09/2023	Toowoomba	6	Adelad	+5.0	1	\$8.2	18%	DRIFT	\$9.0	\$3.1

“Who But Roo” was great value, with an average fixed price of \$16 and a Betfair Starting Price of \$22.



www.statfreaks.com.au

RACE TIME: 04:55 PM, NSW

KEMBLA GRANGE

1200m (SPRINT) - RACE 8



Sat, 9 September, 2023

RUNNERS (11)	RATINGS & RANKS						SFR PREDICTED COMMENTRY			
	SFR	SLB	RK	RKT	SET	W%	P%	COMMENTRY 1	COMMENTRY 2	COMMENTRY 3
★ 3 Who But Roo	+5.3	-	1	4	4	29.2%	54.4%		HWS:26%, MWP:\$5.0	
★ 1 Cool Lad	+3.5	-1.8	2	9	7	19.3%	44.5%			
★ 5 De Forerunner	+2.8	-0.7	3	14	2	15.8%	40.7%		Expect to settle near leader	Best rated trainer in field
★ 4 Cable Tie	+2.8	0.0	4	15	6	15.8%	40.7%			
8 Headstock	-0.1	-2.9	5	29	9	9.3%	29.9%			
11 Lady Shenanigans	-0.4	-0.3	6	31	3	8.6%	28.8%		On Pace	
13 Bully For You	-1.4	-1.0	7	39	10	6.4%	23.1%			
9 Spats Pav Bowie	-1.9	-0.5	8	44	1	5.3%	20.2%		Predicted to lead	
10 Rhythmbot	-2.0	-0.1	9	45	5	5.2%	19.6%			
6 Sovereign Express	-5.4	-3.4	10	61	10	1.6%	8.1%			

Query Conditions

Select records where all of the following apply

Country is equal to AU

Date within 1/09/2023 and 30/09/2023

Betfair WinSP (True Odds) is greater than or equal to 1.01

DQ is equal to 100

RK is equal to 1

FP is equal to 1

***Important note:**

- Analysis only factors in rides that had a valid betfair SP
- Past performance is not an indicator for future performance.
- Further insights can be accessed via www.rapro.com.au database platform and www.statfreaks.com.au

RACING ANALYTICS— BACKWARDS SIMULATION



The RAPRO Expert Form Module lets you create and refine your own models. By exploring pre-race factors, you can develop historical models, then use them for upcoming events to find potential investments efficiently.

HISTORICAL

Objects and their attributes

- Meeting
- Race
- Runner
- Rider
- Trainer
- Combos
- Staffbreaks
- Live Yard
- Result
- Group
- External
- IVR

Query Columns

- Year as Year : Ascending
- Month as Month : Not sorted
- Win Strike as Win Strike : Not sorted
- Place Strike as Place Strike : Not sorted
- Count as Count : Not sorted

Query Conditions

Select records where all of the following apply

- SFR is equal to 6.1
- Win LS is equal to 1
- Placed LS is equal to 1
- DQ is equal to 100
- Country is equal to AU
- Date within this year
- Going Short starts with G
- Preparation No. is between 3 and 4

Result Set

Year	Month	Win Strike	Place Strike	Count	Win POT%	BF WinSP POT% (Flat)
2023	1	32.0%	84.0%	19	16.8%	26.7%
2023	2	41.0%	64.0%	22	4.5%	-2.6%
2023	3	28.0%	72.0%	18	11.7%	25.2%
2023	4	18.0%	55.0%	11	-35.5%	-30.2%
2023	5	36.0%	71.0%	14	-35.0%	-29.7%
2023	6	40.0%	67.0%	15	15.3%	27.4%
2023	7	41.0%	59.0%	17	22.4%	28.1%
2023	8	35.0%	70.0%	20	18.5%	22.8%
2023	9	40.0%	60.0%	15	6.0%	13.4%

CONVERT



UPCOMING

Objects and their attributes

- Meeting
- Race
- Runner
- Rider
- Trainer
- Combos
- Staffbreaks
- Live Yard
- Result
- Group
- External
- IVR

Query Columns

- Race Number as Race Number : Ascending
- Tab No as Tab No : Not sorted
- Horse Name as Horse Name : Not sorted
- Race Start Time (Text) as Race Start Time (Text) : Not sorted

[Click here to add a new column]

Query Conditions

Select records where all of the following apply

- SFR is equal to 6.1
- Win LS is equal to 1
- Placed LS is equal to 1
- DQ is equal to 100
- Country is equal to AU
- Date within this year
- Going Short starts with G
- Preparation No. is between 3 and 4

Result Set

Date	Track Name	Race Number	Tab No	Horse Name	Race Start Time (Text)
2/10/2023	Muswellbrook	6	4	She's A Bad Girl	4:45 PM
4/10/2023	Kensington	3	8	Aditi	3:10 PM
4/10/2023	Kensington	6	1	Body Bob	4:55 PM

Require more info?

ENQUIRE NOW



QUESTIONS & ANSWERS

How did statfreaks performed last year with predictions for group 1 racing during the spring carnival?

Track	Date	Race	Distance	Class	Runner	No	SFR	SP Close	SP Place	FP
Flemington	1/10/2022	7	2000	G1	Young Werther	11	+5.3	\$8.5	\$2.9	3
Randwick	1/10/2022	6	1600	G1	Fireburn	1	+3.9	\$2.4	\$1.3	4
Randwick	1/10/2022	8	1600	G1	Top Ranked	1	+4.2	\$4.6	\$1.8	1
Randwick	1/10/2022	9	2400	G1	Le Don De Vie	2	+5.3	\$5.0	\$2.0	2
Caulfield	8/10/2022	7	2000	G1	Zaaki	1	+5.9	\$5.0	\$1.6	3
Caulfield	8/10/2022	8	1600	G1	Golden Mile	3	+5.0	\$2.7	\$1.4	1
Caulfield	8/10/2022	9	1600	G1	Military Expert	11	+4.9	\$15.3	\$4.0	3
Caulfield	12/10/2022	8	1600	G1	She's Licketysplit	3	+5.6	\$4.2	\$1.7	3
Caulfield	15/10/2022	9	2400	G1	Smokin' Romans	17	+5.0	\$3.8	\$1.8	7
Moonee Valley	22/10/2022	11	1200	G1	Rothfire	7	+4.2	\$6.0	\$1.9	2
Moonee Valley	22/10/2022	9	2040	G1	Anamoe	10	+5.0	\$2.4	\$1.3	1
Randwick	22/10/2022	8	2000	G1	Sharp 'N' Smart	3	+5.2	\$7.0	\$2.3	1
Flemington	29/10/2022	6	1200	G1	Coolangatta	14	+3.6	\$9.8	\$3.0	5
Flemington	29/10/2022	7	2500	G1	Sharp 'N' Smart	1	+4.9	\$2.8	\$1.4	2
Flemington	29/10/2022	8	1600	G1	La Crique	14	+6.1	\$1.8	\$1.2	4
Flemington	1/11/2022	7	3200	G1	Smokin' Romans	19	+2.8	\$16.7	\$5.0	7
Flemington	3/11/2022	8	2500	G1	She's Extreme	1	+5.3	\$2.3	\$1.3	1
Flemington	5/11/2022	6	1200	G1	Nature Strip	1	+4.5	\$1.8	\$1.2	2
Flemington	5/11/2022	7	1600	G1	Private Eye	2	+5.6	\$2.2	\$1.2	7
Flemington	5/11/2022	8	2000	G1	Anamoe	7	+5.3	\$2.4	\$1.3	4

HAVE A QUESTION?: WWW.STATFREAKS.COM.AU/CONTACT/



QUESTIONS & ANSWERS

Which barriers groups are the best on strike rate at each track across Australia with the SFR Rank?

Filter: Top 10 By Track Class/Barrier Group and Distance Type (AUS)
Rank (SFR): Between 1 and 2

METRO

Track Name	Barrier Group (GRP)	Distance Text	Win Strike
Fannie Bay	a.1-3	MIDDLE	34.0%
Fannie Bay	a.1-3	SPRINT	34.0%
Canterbury Park	b.4-7	STAYING	32.0%
Sandown Lakeside	b.4-7	STAYING	32.0%
Canterbury Park	a.1-3	MIDDLE	32.0%
Sandown Hillside	c.8-12	SPRINT	31.0%
Hobart	a.1-3	STAYING	31.0%
Moonee Valley	c.8-12	MIDDLE	30.0%
Hobart	a.1-3	MIDDLE	30.0%
Morphettville Parks	b.4-7	STAYING	30.0%

PROVINCIAL

Track Name	Barrier Group (GRP)	Distance Text	Win Strike
York	b.4-7	MIDDLE	44.0%
Gold Coast Poly	a.1-3	STAYING	38.0%
Kilcoy	b.4-7	STAYING	38.0%
Sunshine Coast Poly	a.1-3	MIDDLE	37.0%
Kembla Grange	a.1-3	STAYING	36.0%
Sunshine Coast Poly	a.1-3	SPRINT	35.0%
Gosford	a.1-3	STAYING	35.0%
Kilcoy	a.1-3	SPRINT	34.0%
Hawkesbury	a.1-3	MIDDLE	34.0%
Gawler	a.1-3	MIDDLE	33.0%

COUNTRY

Track Name	Barrier Group (GRP)	Distance Text	Win Strike
Mackay	b.4-7	STAYING	52.0%
Roeboume	a.1-3	SPRINT	50.0%
Wagga Riverside	b.4-7	SPRINT	43.0%
Casterton	a.1-3	SPRINT	42.0%
Birdsville	a.1-3	SPRINT	42.0%
Stony Creek	a.1-3	SPRINT	42.0%
Cranbourne	a.1-3	STAYING	41.0%
Penola	b.4-7	MIDDLE	40.0%
Hamilton	a.1-3	STAYING	39.0%
Gilgandra	c.8-12	SPRINT	37.0%

**Important, these results only consider runners that we have ranked within the top 2 in each race, and minimum records of 20 or more.

Data: 2020 to 2023 (Current)

HAVE A QUESTION?: WWW.STATFREAKS.COM.AU/CONTACT/



OCTOBER 2023

ANALYSIS

MODELS



TOP RIDERS – BY TRACK CLASS

Here are top-performing riders based on our **top two ranked** SFR rated runners. We've organized them by track class and grouped each ride by state. The Betfair commission is also included in our POT% calculation. Our research continues to show that **Betfair SP offers great value and** provided better returns than investing on the fixed odds average price.

If you don't have a betfair account, you can sign up by clicking the [HERE](#)



MAIN FILTER: SFR Rank 1 to 2, By Track Class

METRO

Rider Name	State	Win Strike	Place Strike	Count	BF WinSP POT% (Flat)	Win POT%
Emma Lines	NT	34.0%	62.0%	53	53.3%	39.2%
Carleen Hefel	VIC	33.0%	56.0%	63	101.6%	89.8%
Damian Lane	VIC	31.0%	51.0%	59	32.6%	22.7%
William Pike	WA	31.0%	60.0%	254	0.2%	-8.9%
Zac Lloyd	NSW	30.0%	56.0%	140	62.2%	50.1%
E Byrne Burke	TAS	28.0%	48.0%	40	-7.4%	-15.5%
Ryan Maloney	QLD	28.0%	56.0%	68	13.8%	5.6%
Angela Jones	QLD	27.0%	51.0%	116	26.5%	15.9%
Craig Williams	VIC	27.0%	48.0%	44	-1.1%	-6.4%
David Pires	TAS	27.0%	55.0%	55	1.6%	-8.7%
Thomas Stockdale	VIC	27.0%	51.0%	41	43.8%	30.0%
Troy Turner	WA	27.0%	53.0%	55	36.7%	22.9%
Brett Prebble	NSW	26.0%	60.0%	42	59.6%	38.8%
Jamie Kah	VIC	26.0%	55.0%	91	9.6%	-3.6%
Jarrod Todd	NT	26.0%	49.0%	107	22.9%	5.8%
Lachlan Neindorf	SA	26.0%	68.0%	53	17.4%	5.1%
Ms Cejay Graham	QLD	25.0%	51.0%	61	54.9%	34.6%
Clint Johnston-Porter	WA	24.0%	50.0%	124	10.5%	3.6%
Ms Celine Gaudray	VIC	24.0%	52.0%	66	8.5%	0.2%

PROVINCIAL

Rider Name	State	Win Strike	Place Strike	Count	BF WinSP POT% (Flat)	Win POT%
Noel Callow	QLD	39.0%	69.0%	64	23.4%	12.5%
Andrew Gibbons	NSW	35.0%	61.0%	31	0.0%	-0.6%
Kyra Yull	WA	35.0%	65.0%	31	46.4%	36.5%
Andrew Malyon	QLD	33.0%	61.0%	36	88.9%	69.4%
Grant Buckley	NSW	33.0%	58.0%	33	85.2%	70.9%
Laqdar Ramoly	WA	32.0%	55.0%	31	100.3%	74.8%
Kerin Mcevoy	NSW	31.0%	57.0%	35	36.9%	28.0%
Miss Alisha Donald	QLD	31.0%	55.0%	51	40.7%	27.6%
William Pike	WA	31.0%	60.0%	93	-21.5%	-26.8%
Jean Van Overmeire	NSW	29.0%	55.0%	58	-17.8%	-16.7%
Jaden Lloyd	QLD	28.0%	59.0%	39	96.6%	54.6%
Aaron Bullock	NSW	27.0%	58.0%	85	1.9%	-5.0%
Bailey Wheeler	QLD	27.0%	51.0%	161	12.7%	0.5%
Dakota-Lee Gillett	NT	27.0%	43.0%	44	-3.6%	19.8%
Jag Guthmann-Chester	QLD	27.0%	52.0%	52	-10.7%	-12.1%
Luke Campbell	WA	27.0%	47.0%	30	33.0%	12.3%
Ryan Maloney	QLD	27.0%	58.0%	60	-2.5%	-9.8%
Ben Thompson	QLD	26.0%	61.0%	145	15.9%	5.8%
Koby Jennings	NSW	26.0%	54.0%	74	14.5%	4.2%

COUNTRY

Rider Name	State	Win Strike	Place Strike	Count	BF WinSP POT% (Flat)	Win POT%
Jett Stanley	NSW	41.0%	72.0%	39	58.4%	50.8%
Aaron Bullock	NSW	33.0%	67.0%	273	1.2%	-4.7%
Ethan Brown	VIC	32.0%	58.0%	31	5.4%	-1.6%
Natasha Faithfull	WA	32.0%	61.0%	57	4.6%	-3.0%
Danyl Mclellan	NSW	31.0%	60.0%	67	39.2%	29.3%
Dean Holland	VIC	30.0%	54.0%	46	43.4%	30.2%
Kayla Crowther	SA	30.0%	59.0%	44	34.9%	18.0%
Michael Dee	VIC	30.0%	55.0%	33	45.0%	24.8%
Ms Celine Gaudray	VIC	30.0%	45.0%	33	46.2%	35.2%
Austin Galati	WA	28.0%	59.0%	87	5.8%	-4.8%
Brendon Mc Coull	TAS	28.0%	58.0%	43	23.0%	11.6%
Dean Yendall	VIC	28.0%	57.0%	103	9.7%	1.6%
John Allen	VIC	27.0%	54.0%	151	5.4%	-3.3%
Matthew Cartwright	VIC	27.0%	45.0%	33	6.2%	-2.1%
Mitchell Bell	NSW	27.0%	51.0%	71	-14.6%	-18.9%
Nathan Day	QLD	27.0%	63.0%	92	8.2%	-2.7%
Shaun Guymer	NSW	27.0%	57.0%	82	2.6%	-1.3%

Grouped by Rider & State

*Important note:

- the Betfair Profit on Turnover "POT%" and Profit & Loss "P/L" calculation includes commissions deducted.
- Analysis only factors in rides that had a valid betfair SP
- Past performance is not an indicator for future performance.
- Further insights can be accessed via www.rapro.com.au database platform.



TOP RIDERS – BEST IN THE LAST.

We received an intriguing analysis request: Which rider has the highest strike rate when participating in the last race on the card? Using the [RAPRO](#) platform, we analysed data from January 1st, 2022, to September 30th, 2023.

Here are the results.

OVERALL

Rider Name	Win Strike	Place Strike	Count	Win POT%	BF WinSP POT% (Flat)
Mark Zahra	33.0%	50.0%	24	42.5%	63.7%
Noel Callow	33.0%	58.0%	24	41.3%	54.0%
Zac Lloyd	30.0%	51.0%	43	55.8%	72.8%
James McDonald	29.0%	63.0%	48	-14.4%	-19.2%
Blake Spriggs	29.0%	43.0%	21	165.2%	206.3%
James Orman	27.0%	46.0%	82	23.4%	39.1%
William Pike	26.0%	56.0%	90	-11.3%	2.8%
Ashley Butler	25.0%	56.0%	36	22.2%	39.6%
Ms Holly Duman	24.0%	48.0%	25	71.2%	78.9%
Anna Roper	24.0%	52.0%	25	68.4%	92.6%
Troy Baker	24.0%	29.0%	21	77.1%	115.2%
David Pires	23.0%	36.0%	22	79.5%	112.6%
Wayne Davis	23.0%	43.0%	30	65.0%	83.0%
Damian Lane	23.0%	37.0%	30	59.0%	69.9%
Aaron Bullock	23.0%	50.0%	101	-38.2%	-36.1%
Jarrod Todd	22.0%	39.0%	41	37.6%	24.4%
Jarrod Lorensini	22.0%	37.0%	27	54.4%	86.2%
Leslie Tilley	20.0%	35.0%	46	27.6%	36.0%
Emily Lang	20.0%	37.0%	51	54.7%	86.4%

ON FAVOURITES

Rider Name	Win Strike	Place Strike	Count	Win POT%	BF WinSP POT% (Flat)
Jean Van Overmeire	54.0%	69.0%	13	49.2%	47.6%
James McDonald	46.0%	85.0%	26	34.2%	26.5%
Natasha Faithfull	46.0%	54.0%	13	26.9%	45.7%
Aaron Bullock	44.0%	72.0%	43	1.6%	2.6%
Ben Looker	42.0%	83.0%	12	24.2%	33.3%
James Orman	42.0%	54.0%	26	24.2%	36.1%
Jason Collett	40.0%	70.0%	10	57.0%	50.2%
Ryan Wiggins	38.0%	88.0%	24	-7.1%	0.5%
Clayton Gallagher	38.0%	85.0%	13	-6.9%	-0.2%
Chris Pamham	38.0%	62.0%	13	12.3%	21.8%
Shaun Guymer	33.0%	75.0%	12	15.0%	18.8%
Jarrod Todd	33.0%	67.0%	12	-28.3%	-39.7%
Bailey Wheeler	31.0%	56.0%	16	-7.5%	3.0%
Angela Jones	31.0%	62.0%	13	-16.2%	-15.1%
William Pike	30.0%	62.0%	53	-22.1%	-17.5%
Daniel Stackhouse	29.0%	57.0%	14	-7.1%	-1.8%
Ben Thompson	28.0%	50.0%	18	-26.1%	-15.2%
Beau Mertens	27.0%	64.0%	11	-17.3%	-13.8%
Jake Molloy	27.0%	45.0%	11	-24.5%	-21.6%
Craig Newitt	27.0%	45.0%	11	-38.2%	-33.5%
Justin Stanley	25.0%	63.0%	16	-57.5%	-53.5%
Austin Galati	23.0%	54.0%	13	-37.7%	-31.6%
Nick Heywood	20.0%	60.0%	10	-58.0%	-57.1%
Tim Clark	20.0%	40.0%	10	-38.0%	-36.1%
Clint Johnston-Porter	20.0%	50.0%	10	-15.0%	1.5%

*Important note:

- the Betsfair Profit on Turnover "POT%" and Profit & Loss "P/L" calculation includes commissions deducted.
- Overall: min 20 rides, On Favourites: Min 10 rides.
- Analysis only factors in rides that had a valid betsfair SP
- Past performance is not an indicator for future performance.
- Further insights can be accessed via www.rapro.com.au database platform.



RUNS IN PREP ANALYSIS (RANK 1)

This analysis looks at strike rates when we have a horse ranked number 1 in a race on the SFR rating and split up historical data for 2023 by Run in current preparation.

Run in current prep	Win Strike	Place Strike
1	25.0%	53.0%
2	29.0%	58.0%
3	25.0%	55.0%
4	29.0%	58.0%
5	27.0%	55.0%
6	27.0%	57.0%
7	25.0%	54.0%
8	23.0%	55.0%
9	28.0%	56.0%
10	23.0%	53.0%

Runs in Prep, 2 = 2nd up, etc.

Trainer	Win Strike ▾	Place Strike	Count	Win POT%	BF WinSP POT% (Flat)
P & P Snowden	60.0%	60.0%	10	70.0%	79.3%
Cody Morgan	58.0%	75.0%	12	87.5%	110.5%
James Cummings	44.0%	67.0%	27	63.3%	73.0%
S W Kendrick	42.0%	58.0%	12	6.7%	2.5%
T J Gollan	41.0%	76.0%	34	-5.3%	6.1%
C Maher & D Eustace	39.0%	63.0%	51	3.7%	12.2%
Brett Robb	38.0%	38.0%	13	143.1%	183.9%
Clinton Taylor	38.0%	54.0%	13	-38.5%	-31.6%
Ricky Vale	38.0%	69.0%	13	53.8%	67.5%
Bjom Baker	36.0%	73.0%	11	13.6%	13.4%
C J Waller	36.0%	57.0%	28	-1.4%	7.7%
G & A Williams	36.0%	57.0%	14	-17.1%	-14.3%
Jack Bruce	36.0%	82.0%	11	-8.2%	-2.3%
Peter G Moody	36.0%	79.0%	14	1.4%	-0.1%

Further analysis shows key trainers when we rank best in a race and have a runner 2nd up.

***Important note:**

- the Betfair Profit on Turnover "POT%" and Profit & Loss "P/L" calculation includes commissions deducted.
- Analysis only factors in rides that had a valid betfair SP
- Past performance is not an indicator for future performance.
- Further insights can be accessed via www.rapro.com.au database platform.




AGE ANALYSIS (RANK 1)

This analysis looks at strike rates when we have a horse **ranked number 1** in a race on the SFR rating and split up historical data for 2023 by **horse age**.

Age	Win Strike	Place Strike
2	40.0%	68.0%
3	30.0%	60.0%
4	28.0%	57.0%
5	25.0%	54.0%
6	22.0%	52.0%
7	21.0%	51.0%
8	19.0%	43.0%
9	15.0%	49.0%
10	16.0%	45.0%
11	25.0%	50.0%
12	0.0%	0.0%

Age of Horse when run.



Trainer	Win Strike ▾	Place Strike	Count	Win POT%	BF WinSP POT% (Flat)
D & B Pearce	41.0%	59.0%	29	23.1%	40.4%
J A O'shea	40.0%	65.0%	20	-13.5%	-7.4%
James Cummings	36.0%	62.0%	45	21.6%	33.7%
K A Lees	36.0%	52.0%	42	-3.3%	-0.1%
T J Gollan	36.0%	75.0%	28	15.0%	31.3%
A & S Freedman	33.0%	71.0%	21	11.0%	33.1%
Annabel Neasham	33.0%	75.0%	57	8.6%	9.9%
C Maher & D Eustace	33.0%	56.0%	75	4.4%	12.7%
G Waterhouse & A Bott	33.0%	58.0%	40	-22.3%	-18.6%
P J Fernie	30.0%	80.0%	20	-40.0%	-36.8%
Richard & Will Freedman	30.0%	55.0%	20	-29.0%	-23.3%

Further analysis shows key trainers when we rank best in a race and is 3 year's old.

***Important note:**

- the Betfair Profit on Turnover "POT%" and Profit & Loss "P/L" calculation includes commissions deducted.
- Analysis only factors in rides that had a valid betfair SP
- Past performance is not an indicator for future performance.
- Further insights can be accessed via www.rapro.com.au database platform.



WEIGHT ANALYSIS (RANK 1)

This analysis looks at strike rates when we have a horse **ranked number 1** in a race on the SFR rating and split up historical data for 2023 by **horse weight rank**.

Weight Rank	Win Strike	Place Strike
1	27.0%	57.0%
2	27.0%	55.0%
3	27.0%	56.0%
4	27.0%	56.0%
5	20.0%	51.0%
6	25.0%	55.0%
7	25.0%	48.0%
8	18.0%	48.0%
9	30.0%	57.0%
10	33.0%	67.0%
11	0.0%	0.0%



Trainer	Win Strike	Place Strike	Count	Win POT%	BF WinSP POT% (Flat)
S W Kendrick	48.0%	59.0%	27	28.5%	28.7%
Patrick Payne	39.0%	52.0%	23	-9.1%	-7.7%
Annabel Neasham	38.0%	75.0%	55	33.3%	41.5%
G Clarke	36.0%	60.0%	25	6.0%	21.6%
P Stokes	36.0%	52.0%	25	52.4%	73.0%
S Massingham	35.0%	65.0%	20	9.0%	19.5%
Ricky Vale	34.0%	52.0%	29	5.2%	16.2%
M Price & M Kent Jnr	32.0%	54.0%	28	-6.4%	2.2%
T J Gollan	32.0%	63.0%	38	-40.5%	-37.8%
James Cummings	31.0%	62.0%	42	-21.9%	-19.3%
C J Waller	30.0%	49.0%	37	-11.4%	-6.5%
C Maher & D Eustace	30.0%	52.0%	90	-15.8%	-8.4%
Clinton Taylor	30.0%	70.0%	23	-50.0%	-45.8%
G Waterhouse & A Bott	29.0%	69.0%	42	-23.8%	-18.6%
K A Lees	29.0%	59.0%	41	-26.1%	-23.4%

Weight Carried 2= 2nd top weight in race, etc..

Further analysis shows key trainers when we rank best in a race and has top weight.

***Important note:**

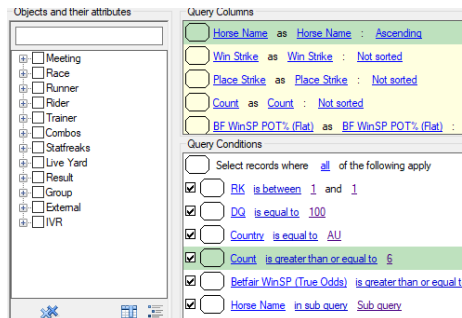
- the Betfair Profit on Turnover "POT%" and Profit & Loss "P/L" calculation includes commissions deducted.
- Analysis only factors in rides that had a valid betfair SP
- Past performance is not an indicator for future performance.
- Further insights can be accessed via www.rapro.com.au database platform.



TOP WIN PERFORMING DATA HORSES – THIS SEASON

MAIN FILTER: Horses have had a run since August 1st, 2023, with RK = 1

Horse Name	Win Strike	Place Strike	Count	BF WinSP POT% (Rat)	Win POT%
Antino	78.0%	89.0%	9	35.5%	31.1%
Rogues Point	71.0%	86.0%	7	65.4%	57.1%
Higher Realm	67.0%	83.0%	6	197.0%	168.3%
Broad Outlook	67.0%	83.0%	6	216.0%	193.3%
Buster Bash	67.0%	67.0%	6	143.5%	130.0%
Fast Talking	67.0%	78.0%	9	165.4%	144.4%
Two Ya Got	67.0%	83.0%	6	85.2%	88.3%
Deep Breath	62.0%	85.0%	13	28.7%	20.0%
Cocobrew Express	57.0%	71.0%	7	70.6%	54.3%
Laylow Pluck	57.0%	57.0%	7	106.5%	92.9%
Delago Lad	57.0%	71.0%	7	6.7%	2.9%
Yes Dream	57.0%	57.0%	7	71.1%	61.4%
Roweiner's Dance	50.0%	100.0%	6	-33.7%	-36.7%
More The Merrier	50.0%	83.0%	6	45.3%	40.0%
Letmeletgo	50.0%	67.0%	6	72.3%	65.0%
Chameleon Choice	50.0%	67.0%	6	-24.9%	-30.0%
Home Rule	50.0%	50.0%	6	118.5%	101.7%
Regal Pom	50.0%	83.0%	6	89.4%	65.0%
Cylinder	50.0%	83.0%	6	17.3%	15.0%
Situation Room	50.0%	100.0%	6	105.3%	100.0%
Milo Man	50.0%	67.0%	6	49.2%	26.7%
Exalted Fire	50.0%	100.0%	6	87.9%	80.0%
Nelson	50.0%	83.0%	6	44.6%	35.0%
No Statement	50.0%	60.0%	10	125.5%	127.0%
Circularity	50.0%	50.0%	6	-0.7%	-3.3%



In this analysis, we employed a sub-query to sift through the historical data of all runners who have **been top-ranked in a race**. The sub-query is designed to filter and return only those horses that have participated in races during the current season, from August 1st, 2023, to the present, and have performed well when **ranked SFR 1** historical over the past few years.

***Important note:**

- the Betfair Profit on Turnover “POT%” and Profit & Loss “P/L” calculation includes commissions deducted.
- Analysis only factors in rides that had a valid betfair SP
- Past performance is not an indicator for future performance.
- Further insights can be accessed via www.rapro.com.au database platform.



GREYHOUNDS—TOP PERFORMERS - 2023

NAME	STATE	RUNS	WIN_SR
MOJO HERRERA	NT	9	88.9%
AH WERE TIGHT	TAS	8	75.0%
SORRENTO BREEZE	QLD	8	75.0%
SILVER BRUTE	VIC	11	72.7%
UNLEASH COLLINDA	VIC	11	72.7%
MAGISTRATE	QLD	10	70.0%
BROWSING ABOUT	TAS	9	66.7%
FAST MINARDI	TAS	8	62.5%
MATRIX BALE	VIC	8	62.5%
SENIOR YOGI	QLD	8	62.5%
GOOD ODDS RASCAL	QLD	15	60.0%
RING ME	QLD	10	60.0%
PRETTY CINDY	QLD	12	58.3%
SAMURAI MIND	QLD	12	58.3%
SAINTLY SAL	VIC	9	55.6%
DEADLY ROOKIE	VIC	11	54.5%
MAYBE YESTERDAY	VIC	11	54.5%
NYALI KING	VIC	13	53.8%
ALFIE SOLOMON	VIC	8	50.0%
ELLIANA	VIC	8	50.0%
GIFTED BLAZER	VIC	8	50.0%
HELLO MIKE	QLD	8	50.0%
HERE WOLFE	QLD	8	50.0%
LOVE THE CITY	VIC	8	50.0%
MORE PEACHES	QLD	8	50.0%
MY MATE BLUEY	TAS	8	50.0%
PACKHAM PRINCE	VIC	8	50.0%
SPRING BOOROWA	QLD	8	50.0%
SUPREME LEADER	TAS	8	50.0%
TRIBUTE BALE	VIC	8	50.0%
VALKYRIE	VIC	8	50.0%

Here's the latest update of greyhounds that have shown strong performance when projected to be among our top 4 ranked runners in a race.

It may be worthwhile to include these runners in your watchlist. Whenever they are scheduled to race, verify whether they appear in our top 4 rankings. If they do, and the market conditions seem favourable, you could potentially leverage a significant advantage.

Filters:

- Data Quality = 100
- Ranked In Top 4 of race
- Year 2023.

*Important note:

- Past performance is not an indicator for future performance.
- Any runner that meets this shortlist, we highly recommend conducting additional form analysis.

[Discover the power of our Greyhound Racing | Statfrecks service and unlock valuable insights by signing up now!](#)



JOCKEY/TRAINER REVIEW PROCESS

At the end of each month, we identify the top jockeys and trainers based on our detailed data analysis. These are individuals who have consistently demonstrated exceptional strike rate performance and contributed to profitable outcomes when ranked high on our statfreaks ratings. When a rider/trainer or combo has dropped out of market performance for more than 3 months rolling, they are removed from the tracking table.

Every **month**, we'll revisit these top performers in a dedicated edition of our newsletter. We will re-analyze their performance during this period, looking at their wins, losses, and overall profitability using the Betfair Starting Price. This approach will help us understand the longer-term patterns and consistency of these high achievers, providing you with a more holistic view of their performance. We believe this system can provide an extra edge over the market.

The following sections will present the completed analysis for the past 3 months rolling and provide an update on the tracking table system.

JOCKEY'S (AUD)

The below table displays riders that had a win strike rate equal or **above 33%** when **ranked 1** (Top in race) on our Statfreaks AI ratings and returned a positive profit on turnover over the past 3-months rolling.

Rides **below 33%** have been tracked from the previous month and we will monitor as required, if they don't pick up in strike rate and profitability performance over the next couple of months, they will be removed from the tracking table.

July-September 2023 – Top Riders, SFR Rank = 1

STATFREAKS TRACKING TABLE			
TRACKING	JOCKEY	3-Month SR%	BETFAIR POT%-3 - MONTH (FLAT BETTING)
ACTIVE	Natasha Faithfull	50%	76%
ACTIVE	Noel Callow	48%	16%
ACTIVE	Tyler Schiller	48%	47%
ACTIVE	Jake Toeroek	44%	51%
ACTIVE	Aaron Bullock	37%	7%
ACTIVE	Andrew Mallyon	37%	25%
ACTIVE	Adam Hyeronimus	36%	10%
ACTIVE	Dylan Gibbons	35%	40%
ACTIVE	John Allen	35%	14%
ACTIVE	Jordan Childs	35%	3%
ACTIVE	Keagan Latham	35%	23%
ACTIVE	Nick Heywood	33%	16%
ACTIVE	Jean Van Overmeire	30%	16%
ACTIVE	Ryan Maloney	30%	-19%
ACTIVE	Ben Thompson	29%	-9%

We're watching Ryan Maloney, Ben Tompson and Jean Van Overmeire closely. Even though they have performed well, their rolling 3 month win strike rate has dipped.

Green	33% or above
Yellow	20% to 32%
Red	Below 20%
POT% Betfair Includes Betfair Commission Deductions	

*Important note:

- the Betfair Profit on Turnover "POT%" and Profit & Loss "P/L" calculation includes commissions deducted.
- Past performance is not an indicator for future performance.
- Further insights can be accessed via www.rapro.com.au database platform.



TRAINER'S (AUD)

The below table display's trainer's that had a win strike rate equal or **above 33%** when **ranked 1** (Top in race) on our Statfreaks AI ratings and returned a positive profit on turnover over the past 3-months rolling.

Trainers **below 33%** have been tracked from the previous month and we will monitor as required, if they don't pick up in strike rate and profitability performance over the next couple of months, they will be removed from the tracking table.

July-September 2023 – Top Trainer, SFR Rank = 1

TRACKING	TRAINER	3-Month SR%	BETFAIR POT%-3 - MONTH (FLAT BETTING)
ACTIVE	Michael Freedman	50%	40%
ACTIVE	T N Pike	50%	64%
ACTIVE	Cody Morgan	41%	24%
ACTIVE	K A Lees	40%	28%
ACTIVE	Matthew Dunn	39%	23%
ACTIVE	Nathan Doyle	39%	3%
ACTIVE	Patrick Payne	36%	3%
ACTIVE	R & C Jolly	36%	17%
ACTIVE	D & B Pearce	30%	-13%
ACTIVE	Annabel Neasham	26%	-7%

On Watch:

- D & B Pearce, Annabel Neasham. Rolling 3-month dip in performance and market value.

*Important note:

- the Betfair Profit on Turnover "POT%" and Profit & Loss "P/L" calculation includes commissions deducted.
- Past performance is not an indicator for future performance.
- Further insights can be accessed via www.rapro.com.au database platform.

Green	33% or above
Yellow	20% to 32%
Red	Below 20%
POT% Betfair Includes Betfair Commission Deductions	



RIDER/TRAINER COMBO (AUD)

The below table display's combo's that had a win strike rate equal or **above 33%** when **ranked 1** (Top in race) on our Statfreaks AI ratings and returned a positive profit on turnover over the past 3-months rolling.

Combo's **below 33%** have been tracked from the previous month and we will monitor as required, if they don't pick up in strike rate and profitability performance over the next couple of months, they will be removed from the tracking table.

July-September 2023 – Top Rider/Trainer Combo, SFR Rank = 1

STATFREAKS TRACKING TABLE			
TRACKING	TRAINER	3-Month SR%	BETFAIR POT%-3 - MONTH (FLAT BETTING)
ACTIVE	Noel Callow - A J & T Edmonds	70%	64%
ACTIVE	Natasha Faithfull - D & B Pearce	60%	161%
ACTIVE	Aaron Bullock - K A Lees	57%	54%
ACTIVE	Aaron Bullock - Cody Morgan	56%	23%
ACTIVE	Andrew Mallyon - K A Lees	50%	66%
ACTIVE	Keagan Latham - Michael Freedman	50%	37%
ACTIVE	Angela Jones - T J Gollan	45%	23%
ACTIVE	Dylan Gibbons - K A Lees	44%	70%
ACTIVE	Adam Hyeronimus - G Waterhouse & A Bott	43%	33%
ACTIVE	Kyra Yuill - T N Pike	42%	53%
ACTIVE	William Pike - D & B Pearce	40%	-43%
ACTIVE	Jake Toeroek - R & C Jolly	38%	17%

On Watch:

- William Pike-D & B Pearce.

Rolling 3-month dip in performance or market value.

*Important note:

- the Betfair Profit on Turnover "POT%" and Profit & Loss "P/L" calculation includes commissions deducted.
- Past performance is not an indicator for future performance.
- Further insights can be accessed via www.rapro.com.au database platform.

Green	33% or above
Yellow	20% to 32%
Red	Below 20%
POT% Betfair Includes Betfair Commission Deductions	



JOCKEY/TRAINER & COMBO UPCOMING

You can obtain a list of upcoming runners daily where statfreaks are tracking the rider/trainer and combos from

- ✓ The statfreaks membership portal with paid subscription access.

Web link: www.statfreaks.com.au/top-rider-trainer-performers-tracking-upcoming-aus-56522/

- ✓ Running an analysis model from the racing analytics – expert form database platform with statfreaks module.

Enquire: www.rapro.com.au/enquiry-form/

Clear filters Excel CSV PDF

Show 50 entries Search:

DATE	TRACK	RACE NO.	NAME	RIDER	TRAINER	SFR	RK	RKT	JR	TR	TYPE	STAR_RATING	AI_STATUS	
06/06/2023	Amidale	1	3	Turnaway	Ashley Morgan	Cameron Crockett	6.1	1	2	1	2	RIDER	RED	FINAL
06/06/2023	Amidale	5	6	The Affirmative	Ashley Morgan	C R Clegg	6.1	1	1	1	2	RIDER	PURPLE	FINAL
06/06/2023	Amidale	2	2	Blue Canasta	Ashley Morgan	Stirling Osland	5.6	1	3	1	1	RIDER	RED	FINAL
06/06/2023	Amidale	4	3	Vis I Do	Ashley Morgan	Melissa Dennett	4.5	1	5	1	4	RIDER	RED	FINAL
07/06/2023	Doomben	6	9	Melika Lad	Ryan Maloney	David Vandiyke	6.1	1	1	1	1	RIDER	PURPLE	INTERM
07/06/2023	Canterbury Park	2	6	Nostalgia	James McDonald	C J Walter	6.1	1	1	1	4	TRAINER	PURPLE	INTERM
07/06/2023	Canterbury Park	4	3	Flashing Steel	James McDonald	Annabel Neasham	5.9	1	4	1	1	TRAINER	RED	INTERM
07/06/2023	Canterbury Park	5	1	Never Second	James McDonald	Annabel Neasham	5.6	1	5	1	2	TRAINER	RED	INTERM

DATE TRACK F... N... NAME RIDER TRAINER F... F... F... F... F... TYPE STAR_RA... AI_STATUS

Virtual Staffreaks Data Table

jects and their attributes

Query Columns

- Date as Date : Ascending
- Track Name as Track Name : Not sorted
- Race Number as Race Number : Not sorted
- Tab No as Tab No : Not sorted
- Horse Name as Horse Name : Not sorted

Query Conditions

Select records where all of the following apply

- Country is equal to AU
- DR is equal to 100
- Country starts with AU
- RK is equal to 1
- Rider Name is in list Dean Yendall, Ben Allen, Ashley Morgan, William Pike, Ryan Woopas, Ryan Maloney, Ms Linda Meech

[Click here to add a new condition](#)

Result Set

Date	Track Name	Race Number	Tab No	Horse Name	Trainer	Rider Name	Race Start Time (Text)	SFR	SLA	Speed Base vs Race (Pte)	SP Open	SP Sam	SP Close
6/06/2023	Amidale	1	3	Turnaway	Cameron Crockett	Ashley Morgan	12:50 PM	6.1	2.5	-5.7	\$3.7	\$2.3	\$2.1
6/06/2023	Amidale	2	2	Blue Canasta	Stirling Osland	Ashley Morgan	1:25 PM	5.6	1.7	3.4	\$2.0	\$2.0	\$1.7
6/06/2023	Amidale	4	3	Vis I Do	Melissa Dennett	Ashley Morgan	2:40 PM	4.5	1.4	-1.7	\$3.5	\$3.2	\$3.8
6/06/2023	Amidale	5	6	The Affirmative	C R Clegg	Ashley Morgan	3:15 PM	6.1	1.9	0.2	\$3.6	\$3.1	\$2.1

Racing Analytics Expert Form Analyser



OUR METHODOLOGY

Harnessing the Power of the Racing Analytics Expert Form Database Platform.

Our examination of horse racing data is anchored by the Racing Analytics - Expert Form platform, the Statfreaks plugin, and Betfair's rich historical data.

The Racing Analytics platform is our primary tool for investigating the vast array of data from various races. With it, we scrutinize the performance histories of horses, jockeys, and trainers, and dissect diverse variables.

Statfreaks amplifies our analysis, providing advanced statistical capabilities for pattern recognition and predictive modeling. Betfair's historical data offers a broad base for our exploration, contributing a wealth of information.

For those keen on conducting personal research, the platform is accessible via subscription at www.rapro.com.au. Here, you can engage directly with the same data environment we utilize for our analysis and discover your own unique insights.



ENQUIRE NOW

- ✓ 500+ variables pre and post race.
- ✓ Develop your own historical custom-built models.
- ✓ Transform models into shortlisted contenders for future events.
- ✓ Perform backward simulations using Betfair SP Win/Place/Lay.
- ✓ Monitor selections & conduct retrospective analysis.
- ✓ Combine Statfreaks AI data with advanced form analysis, mapping, enhanced statistics and race pricing profiles.
- ✓ Speed, Class, *IVR/Sectional Benchmarking & *Live Yard

* Additional Paid Addon/Subscription

RACING ANALYTICS EXPERT FORM - SF MODULE



Racing Analytics Database v2.5.8.0, db6.2 v64

File Settings Help Hide Main Panel **Statstreaks Mode Active**

Horse MAIN ANALYSIS (SF) Objects and their attributes

QUICK REPORTS

- Daily Data Standouts
- Form Black Book
- My Selections Detail
- Pricing Report
- Ratings Date Range Export

Meeting
Race
Runner
Rider
Trainer
Compos
Statstreaks
SFR
SLB
RRK
RKT
BR
JR
TR
SETPOS
PR4
PR2
TOF
DQ
TEMP
COM1
COM2
COM3
FAVSRCY
FAVSRPY
LSRK
LSRKT
LSRW
LSRSP

STATSTREAKS

FORM
SEARCH
BLACK BOOK
ANALYSIS
BOOK KEEPING

SF STAT FREAKS

Query Columns

SETPOS as SETPOS : Ascending
Win Strike as Win Strike : Not sorted
Place Strike as Place Strike : Not sorted
BF Win

Query Cond
RAIL: True

ARMIDALE
RACE 4 - 2:40 PM ARMIDALE CITY B.C. HCP (C1) (1400 METERS)

Result Set

SETPOS	Win Strike	Place Strike	Count	BF WinSP POT% (Flat)
1	39.0%	63.0%	84	18.6%
2	23.0%	47.0%	30	5.8%
3	17.0%	83.0%	6	-25.2%
4	71.0%	71.0%	7	64.0%

400+ Variables/Measures



ENQUIRE NOW

MAN [ANALYSIS (SF)] 06/06/2023 Armidale (SF)

BACK OFF-MID MID OFF-PACE ON-PACE LEAD

Place Information

TYPE	PRZEM	DIST	RR	GOING	CLS	TYPE	SEX	AGE
R	\$ 27.000	MIDDLE	10	G	CLS1	HCP	-	-

Place Clear

NO	RUNNER	SP	AGE	DSL	XUP	WG	SFR	SLB	RRK	RKT	SET	PR4	PR2	TOF	RIDER	RT15	TRAINER	COMMENT	
3	Vis I Do (3)	\$ 3.2	3G	9	5-UP	58	+4.5	-1	5	7	10	9	9	9	Ashley Morgan (0) 7:2-2-2-4	0%	1:1-1-1-1	Melissa Dennett 1:1-1-1-1	Best rated jockey in race, Has barrier advantage
5	Eastwin (2)	\$ 4.9	4G	18	5-UP	57	+3.1	-1.4	2	15	8	3	2	2	Ben Looker (0) 7:1-1-1-3	13%	5:1-1-1-3	J D Shelton 6:1-1-1-4	Ability to accelerate quickly, Can fetch home
4	Vain Rich (1)	\$ 3.9	4G	9	7-UP	57.5	+2.6	-0.5	3	17	6	5	3	4	Matthew Palmer (0) 7:1-1-1-1	0%	2:1-1-1-1	J A Sylvester 5:1-1-1-1	Overrate closing speed, Can fetch home
2	Untouchable Ed (5)	\$ 13.7	5S	35	2-UP	59	+0.6	-2.0	4	27	9	4	1	2	Chelsea Hillier (a) 2kg 7:5-1-3-4	0%	1:1-1-1-1	C R Clegg 3:2-2-2-2	Ability to accelerate quickly, Can fetch home
10	Hannum Jig (4)	\$ 16.3	5M	9	4-UP	55	+0.6	0.0	5	29	5	7	6	4	Camille Hougate (a) 3kg 5:4-5-4	0%	1:1-1-1-1	Sally Tomera 2:1-0-1-2	
8	Holly Road (7)	\$ 9.7	5M	9	4-UP	55.5	-0.3	-0.9	6	38	4	8	6	1	Kelsey Lerton (a) 3kg 5:5-5-5-2	0%	1:1-1-1-1	Cameron Crockett 4:4-4-4-4	
1	Apple Cubed (1)	\$ 26.7	3G	22	2-UP	59	-0.8	-0.5	7	41	2	1	4	7	Brath Nock (a) 3kg 5:4-5-5-6	0%	1:1-1-1-1	Stirling Oland 9:5-4-5-6	Specials trade near leader, Best rated horse
11	Dante Alighieri (5)	\$ 30.3	4G	8	10-UP	55	-1.7	-0.9	8	45	1	6	8	10	Courtney Bellamy (a) 2kg 5:4-3-3-3	0%	1:1-1-1-1	Joseph Burgess 2:2-2-2-2	Predicted to lead
7	Cuneform (15)	\$ 18.7	3F	9	3-UP	55.5	-3.1	-1.6	9	56	3	2	5	6	Mkayla Weir (0) 5:4-4-4-4	27%	1:1-1-1-1	Stirling Oland 9:8-7-8-8	On Pace, Best rated trainer's Mt
12	Manor Road (3)	\$ 18.43	4G	9	15-UP	55	-0.4	-3.1	10	72	10	9	9	8	Jayden Bame (a) 3kg 3:2-2-3-3	0%	1:1-1-1-1	G L Woodward 2:1-1-1-2	

Click here to view details

Pricing Module

VIEW MODE: **TABLE** | FR ZONE: **ALL** | RACE TEMPO: **AVERAGE** | PRO-BIAS: **BALANCE** | HIDE / DISPLAY: **RR** **PR** **CP** **BR** **RRK**

NO	NAME	RIDER	TRAINER	CWP	CPP	WT	BR	MAP	SFR	SLB	SFA	FRP	DIS	PER%	EDGE
3	Vis I Do	Ashley Morgan	Melissa Dennett	\$3.20	\$1.45	58	3	BACK	4.5	0.0	4.5	\$2.75	36.32%	\$0.45	
5	Eastwin	Ben Looker	J D Shelton	\$4.93	\$1.78	57	2	ON-PACE	3.1	-1.4	3.1	\$4.69	21.34%	\$0.24	
4	Vain Rich	Matthew Palmer	J A Sylvester	\$3.87	\$1.58	57.5	1	LEAD	2.6	-0.5	2.6	\$7.14	14%	-\$3.27	
2	Untouchable Ed	Ms Chelsea Hillier	C R Clegg	\$13.67	\$3.33	59	6	OFF-PACE	0.6	-2.0	0.6	\$17.86	5.6%	-\$4.19	
10	Hannum Jig	Camille Hougate	Sally Tomera	\$16.33	\$3.77	55	4	MID	0.6	0.0	0.6	\$17.86	5.6%	-\$1.53	
8	Holly Road	Kelsey Lerton	Cameron Crockett	\$9.67	\$2.67	55.5	7	OFF-MID	-0.3	-0.9	-0.3	\$20.13	4.97%	-\$10.46	
11	Apple Cubed	Brath Nock	Stirling Oland	\$26.67	\$5.17	59	9	OFF-PACE	-0.8	-0.5	-0.8	\$21.65	4.62%	\$5.02	
11	Dante Alighieri	Courtney Bellamy	Joseph Burgess	\$30.33	\$5.83	55	5	ON-PACE	-1.7	-0.9	-1.7	\$25.07	3.99%	\$5.26	

Advanced Mapping

SP	AGE	DSL	XUP	WG	SFR	SLB	RRK	RKT	SET	PR4	PR2	TOF	RIDER	RT15	TRAINER	COMMENT	
\$ 3.2	3G	9	5-UP	58	+4.5	-1	5	7	10	9	9	9	Ashley Morgan (0) 7:2-2-2-4	0%	1:1-1-1-1	Melissa Dennett 1:1-1-1-1	Best rated jockey in race, Has barrier advantage

RACE STRENGTH

DATE	TRK	TRF	TRP	SPD	CLS	DER	XUP	DIS	CLS	GO	AGE	WGT	SP	RIDER	BR	SET	T8	T6	T4	T2	STMR	RACE	DIS	SPD	RATING	SCA	L8	L6	L4	L2	AC/DIC	
28/05/2023	Gunn	VTK	3:5-0-4	86.200	69.700	26	4-UP	1400	MDN	G	3	59.0	3.36	Dylan Gibbons	14	BCK	3	2.9	3.2	3.7	3.0	55%	45%	75%	86.2	69.7	78.0	5.7	5.7	6.0	6.7	+1.0
2/06/2023	Gunn	VTK	4:0-0-5	86.4-1.5	67.4-2.5	11	3-UP	1400	MDN	S	3	57.5	3.39	M Weir	10	MID	3.5	3.1	3.2	3.8	4.1	62%	62%	84%	84.9	64.9	74.9	5.8	5.7	5.8	5.9	+0.1
21/04/2023	Tamw	VTK	4:5-0-7	87.2-0-4	71.0-1-0	10	2-UP	1400	MDN	G	3	55.5	3.13.0	Brooke Stower	10	OPM	3.9	4.4	4.5	4.2	4.4	99%	75%	62%	85.8	70.8	80.4	6.0	5.8	5.4	4.9	-1.1
11/04/2023	Arms	VTK	3:9-0-3	83.1-1-3	69.3-1-1.1	1	1-UP	1300	MDN	S	3	57.0	3.10.0	Matthew Palmer	11	OPM	3.1	4.1	4.0	4.4	3.6	55%	45%	75%	75.8	59.2	67.0	5.6	5.6	5.7	5.6	-0.2

15 days

11/12/2022 More VTK 4:3-0-9 85.0-1-3 68.3-1-6 8 3-UP 1300 MDN G 3 57.5 3.2.9 Clayton Gallagher 3 BCK 3.4 4.2 4.3 4.6 3.9 72% 54% 80% 83.7 66.7 75.2 5.8 5.6 5.6 5.2 -0.6

9/12/2022 Dubb VTK 4:0-0-8 80.2-1-11 70.5-1-6 14 2-UP 1000 MDN G 3 57.5 3.13.0 Clayton Gallagher 6 OFM 3.2 4.4 4.9 4.0 3.2 46% 41% 69.1 54.5 61.8 5.3 5.5 5.5 5.5 +0.2

25/11/2022 Maw MDD 6:4-1-5 80.0-1-17.4 68.7-1-26 1 1-ST 900 MDN G 3 59.0 3.01.0 Clayton Gallagher 10 BCK 4.9 4.8 5.5 5.0 5.6 100% 99% 62.6 42.7 52.7 5.5 5.8 6.0 6.0 +0.5

All Runs: AVG: 4:3-0-8 84-6 69-6 All Runs: AVG: 3:6 4:0 4:2 4:2 4:1 60% 80% 69 67 61 5.7 5.7 5.7 5.7

MAX: 6:4-0-4 87.0 71.0 MAX: 4.9 4.9 5.5 5.0 5.6 99% 85% 87 70 78 6.0 5.8 6.0 6.1

MED: 4:0-0-8 85-2 65-3 MED: 3.4 4.2 4.3 4.2 3.9 54% 80% 80 65 71 5.8 5.7 5.7 5.6

Detailed Form/Ratings/Splits

SP	AGE	DSL	XUP	WG	SFR	SLB	RRK	RKT	SET	PR4	PR2	TOF	RIDER	RT15	TRAINER	COMMENT	
\$ 4.9	4G	18	5-UP	57	+3.1	-1.4	2	15	8	3	2	2	Ben Looker (0) 7:1-1-1-3	13%	5:1-1-1-3	J D Shelton 6:1-1-1-4	Ability to accelerate quickly, Can fetch home



CONTACT

We hope you enjoyed our newsletter!

If you would like to request specific analysis to be included in upcoming newsletters, we encourage you to use the web contact form provided below. Your requested analysis may be considered for inclusion in our upcoming newsletters.

WEB: WWW.STATFREAKS.COM.AU/CONTACT/

MAIL: PO BOX 4063 ESSENDON FIELDS, AUSTRALIA, VICTORIA 3041

EMAIL: INFO@STATFREAKS.COM.AU