



# STAT FREAKS

WELCOME TO THE NEXT LEVEL

INSIGHTS NEWSLETTER – NOVEMBER 2023



# DISCLAIMER

Please note that the information provided in this newsletter regarding historical profit/losses from racing investments is for informational purposes only. It should not be considered as financial or investment advice.

Investing on horse and greyhound racing involves a degree of risk, and past performance is not necessarily indicative of future results. The outcomes of horse races are subject to various factors and uncertainties that can influence the results.

We strongly encourage all readers to exercise caution and to bet responsibly. Set a budget for your betting activities and only wager amounts that you can afford to lose.

Gambling can be addictive, and if you or someone you know is struggling with gambling-related issues, we recommend seeking professional help or contacting relevant support organizations.

By accessing and using the information in this newsletter, you acknowledge that you understand the risks associated with gambling and that you assume full responsibility for any actions you take based on the information provided.

*All pages and content within this newsletter are explicitly 18+ only. Gamble Responsibly. Visit [www.gamblinghelponline.org.au](http://www.gamblinghelponline.org.au) or call Gambling Help on 1800 858 858.*



# TABLE OF CONTENTS – THIS EDITION

TITLE	DESCRIPTION
MAIN	<ul style="list-style-type: none"><li>• Summary</li><li>• Social Media</li><li>• Top Rated Value Runners from October 2023</li></ul>
QUESTIONS & ANSWERS	Questions and Answers submitted via the contact form. <ul style="list-style-type: none"><li>• What are some historically profitable horse racing investing strategies using recent Statfreaks data?</li><li>• Have there been any profitable models that have used the "BR" barrier rating factor in Statfreaks data?</li><li>• Is there more info or a video on the Racing Analytics Database, Statfreaks Analysis Module?</li></ul>
HISTORICAL ANALYSIS	<ul style="list-style-type: none"><li>• Staying Race Type Analysis</li><li>• Best Ride on Day – Rider, SF Rank 1 or 2</li><li>• Best Ride on Day – Combo, SF Rank 1 or 2</li><li>• Top Win Performing Data Horses 2023 – November Update</li><li>• Top Win Performing Data Greyhounds 2023 – November Update</li></ul>
RIDER/TRAINER TRACKING SUMMARY UPDATE	Refreshed/Updated Rider/Trainer Tracking Table. <ul style="list-style-type: none"><li>• Rider</li><li>• Trainer</li><li>• Combo's</li></ul>
OUR METHODOLOGY	<ul style="list-style-type: none"><li>• High level detail with the tools and systems we use to generate analysis and insights.</li><li>• Contact us</li></ul>



# SUMMARY

Welcome to the November 2023 issue of the Statfreaks bulletin, your essential guide brimming with the latest and most intriguing statistics in horse and greyhound racing. Consider this bulletin your comprehensive guide, leading you through the complexities of the racing landscape.

In this issue, we delve into some insightful questions from our community, revealing historical strategies that have proven profitable with the aid of our recent Statfreaks data. We also unveil profitable models based on barrier ratings.

We dive deeper into historical data, examining stats for staying-type races, analysing outcomes when jockeys, and jockey/trainer combinations team up for their top-rated mounts of the day, and we update the list of top-performing horses and greyhounds for 2023.

Our three-month rolling profitability table for rider/trainer combos has been updated and is now available.

Enjoy your reading, and best of luck at the races!


David Vitali

CEO

# SOCIAL MEDIA

FOLLOW STATFRAKS ON SOCIAL FOR DAILY INSIGHTS

## X / TWITTER



[Statfreaks.com.au \(@Stat\\_Freaks\) / X](https://twitter.com/Stat_Freaks)  
([twitter.com](https://twitter.com))

[https://twitter.com/Stat\\_Freaks](https://twitter.com/Stat_Freaks)


## FACE BOOK



[Statfreaks On Facebook](https://www.facebook.com/statfreaks)

<https://www.facebook.com/statfreaks>

## INSTAGRAM



[Statfreaks on Instagram](https://www.instagram.com/stat_freaks/)

[https://www.instagram.com/stat\\_freaks/](https://www.instagram.com/stat_freaks/)




# TOP RATED VALUE RUNNERS - SEPTEMBER 2023 (LAST MONTH)

Here's a compilation of top-rated competitors from October who secured victories at attractive odds.

Date	Track	Race	Runner	SFR	FP	SP Close	SP Op-Cls Mvt%	SP Op-Cls Mvt-Ind	Betfair WinSP	Betfair PlaceSP
21/10/2023	Eagle Farm	3	Encoder	+5.3	1	\$12.7	27%	DRIFT	\$18.9	\$3.5
14/10/2023	Newcastle	6	Russley Crown	+6.1	1	\$11.0	48%	DRIFT	\$13.2	\$3.5
12/10/2023	Kyneton	7	Soaring Eagle	+6.1	1	\$9.7	26%	DRIFT	\$11.0	\$3.2
23/10/2023	Warrnambool	9	Vivacious Award	+5.9	1	\$8.2	-22%	SHORT	\$10.0	\$2.5
21/10/2023	Eagle Farm	1	Dark Dream	+4.4	1	\$7.7	40%	DRIFT	\$9.5	\$2.8
19/10/2023	Echuca	7	Tidal Force	+5.0	1	\$7.5	-60%	SHORT	\$9.2	\$2.8
22/10/2023	Lismore	7	Zattastar	+3.7	1	\$7.3	29%	DRIFT	\$9.7	\$2.5
2/10/2023	Gawler	7	Sir Kingsford	+6.1	1	\$7.3	14%	DRIFT	\$8.3	\$3.4
3/10/2023	Goulburn	2	Mittata	+4.5	1	\$7.0	26%	DRIFT	\$8.4	\$2.7
18/10/2023	Balaklava	7	Santastico	+3.8	1	\$7.0	14%	DRIFT	\$8.2	\$3.0


“Encoder” paid well on the Betfair Win \$18.9 and Place \$3.5. ‘Russley Crown’ was a +6.1 best rated runner on the day and drifted.



### EAGLE FARM

#### 1600m (MIDDLE) - RACE 3

Sat, 21 October, 2023



www.statfreaks.com.au  
RACE TIME: 12:53 PM, QLD

RUNNERS (8)	RATINGS & RANKS							SFR PREDICTED COMMENTRY		
	SFR	SLB	RK	RKT	SET	W%	P%	COMMENTRY 1	COMMENTRY 2	COMMENTRY 3
★ 1 Encoder	+5.3	-	1	4	4	29.2%	54.4%	Strong chance today		
★ 2 Encubierto	+3.9	-1.4	2	13	4	21.5%	46.7%	Excellent last start	Great late closing speed	
★ 3 Inca Trail	+3.2	-0.7	3	21	1	17.7%	42.9%	Predicted to lead		
★ 6 Portorosa	+0.5	-2.7	4	45	6	10.6%	32.0%			Best rated trainer in field
4 Red Defoon	-1.2	-1.7	5	54	7	6.9%	24.2%			
5 All Valour	-1.2	0.0	6	55	2	6.9%	24.2%			
8 Hussv.Emress	-4.4	-3.2	7	85	8	2.3%	6.6%			Expect to settle near leader

- [Country](#) is equal to [AU](#)
- [Date](#) within [1/10/2023](#) and [31/10/2023](#)
- [Betfair WinSP \(True Odds\)](#) is greater than or equal to [1.01](#)
- [DQ](#) is equal to [100](#)
- [RK](#) is equal to [1](#)
- [FP](#) is equal to [1](#)

**\*Important note:**

- Analysis only factors in rides that had a valid betfair SP
- Past performance is not an indicator for future performance.
- Further insights can be accessed via [www.rapro.com.au](http://www.rapro.com.au) database platform and [www.statfreaks.com.au](http://www.statfreaks.com.au)



# QUESTIONS & ANSWERS

## What are some historically profitable horse racing investing strategies using recent Statfreaks data?

Highlighted below are two strategies that have shown a consistent positive return on investment from 2022 to the present. It is advisable to employ these filters to identify potential winners and then conduct a manual review of each runner. By selectively removing those you deem less likely to win, you can refine the strategy and enhance the model's overall success rate.

Objects and their attributes

- price
  - SP Rank
  - SP Place
  - Pre-Post Price
  - Pre-Post Rank
  - SP Op-9AM Mvt%
  - SP Op-9AM Mvt-Ind
  - SP Op-Cls Mvt%
  - SP Op-Cls Mvt-Ind
  - SP 9am-Cls Mvt%
  - SP 9am-Cls Mvt-Ind
  - Betfair WinSP
  - Betfair WinSP (True Odds)
  - Betfair WinSP Lay
  - Betfair WinSP Lay (True Odds)
  - Betfair PlaceSP
  - Betfair PlaceSP (True Odds)
  - Betfair PlaceSP Lay (True Odds)
  - Betfair PlaceSP Lay
  - Betfair Commission
  - My Win Price
  - My Place Price

Query Columns

- Year as Year : Ascending
- Win Strike as Win Strike : Not sorted
- Place Strike as Place Strike : Not sorted
- Count as Count : Not sorted
- Win POT% as Win POT% : Not sorted

Query Conditions

Select records where all of the following apply

- SFR is equal to 6.1
- DQ is equal to 100
- Country is equal to AU
- Date within 1/01/2022 and 2/11/2023
- SP Close is between 2.5 and 5
- TR is greater than or equal to 2
- Betfair WinSP is greater than or equal to 1.01
- State is in list NSW,VIC,QLD
- Age is between 2 and 5

Result Set

Year	Win Strike	Place Strike	Count	Win POT%	BF WinSP POT% (Flat)
2022	34.0%	58.0%	381	15.7%	21.4%
2023	33.0%	63.0%	388	9.7%	16.2%

Objects and their attributes

- Meeting
- Race
- Runner
- Rider
- Trainer
- Combos
- Statfreaks
- Live Yard
- Result
- Group
- External
- IVR

Query Columns

- Year as Year : Ascending
- Win Strike as Win Strike : Not sorted
- Place Strike as Place Strike : Not sorted
- Count as Count : Not sorted
- Win POT% as Win POT% : Not sorted

Query Conditions

Select records where all of the following apply

- RKT is between 1 and 3
- DQ is equal to 100
- Country is equal to AU
- Date within 1/01/2022 and 2/11/2023
- SP Close is between 2.5 and 5
- Betfair WinSP is greater than or equal to 1.01
- State is in list NSW,VIC,QLD
- Going Short starts with G
- JR is greater than or equal to 2
- Run in current prep is between 1 and 2

Result Set

Year	Win Strike	Place Strike	Count	Win POT%	BF WinSP POT% (Flat)
2022	30.0%	58.0%	131	2.1%	5.7%
2023	37.0%	65.0%	246	26.9%	33.7%

HAVE A QUESTION?: [WWW.STATFREAKS.COM.AU/CONTACT/](http://WWW.STATFREAKS.COM.AU/CONTACT/)



# QUESTIONS & ANSWERS

## Have there been any profitable models that have used the "BR" barrier rating factor in Statfreaks data?

Two effective strategies have emerged from our "Barrier Rating/Rank" since 2022. While the top-ranked barrier (Barrier rank 1) often faces over-betting, diminishing its value, rated barriers ranked 2nd to 5th have historically demonstrated better returns.

Objects and their attributes

- Meeting
- Race
- Runner
- Rider
- Trainer
- Combos
- Statfreaks
- Live Yard
- Result
- Group
- External
- IVR

Query Columns

- Year as Year : Ascending
- Win Strike as Win Strike : Not sorted
- Place Strike as Place Strike : Not sorted
- Count as Count : Not sorted
- Win POT% as Win POT% : Not sorted

Query Conditions

Select records where all of the following apply

- SFR is equal to 6.1
- DQ is equal to 100
- Country is equal to AU
- Date within 1/01/2022 and 2/11/2023
- SP Close is between 2.5 and 5
- Betfair WinSP is greater than or equal to 1.01
- BR is between 2 and 5

[Click here to add a new condition]

Result Set

Year	Win Strike	Place Strike	Count	Win POT%	BF WinSP POT% (Flat)
2022	30.0%	56.0%	544	2.2%	8.7%
2023	32.0%	60.0%	652	6.3%	12.8%

Objects and their attributes

- Meeting
- Race
- Runner
- Rider
- Trainer
- Combos
- Statfreaks
- Live Yard
- Result
- Group
- External
- IVR

Query Columns

- Year as Year : Ascending
- Win Strike as Win Strike : Not sorted
- Place Strike as Place Strike : Not sorted
- Count as Count : Not sorted
- Win POT% as Win POT% : Not sorted

Query Conditions

Select records where all of the following apply

- RK is equal to 1
- DQ is equal to 100
- Country is equal to AU
- Date within 1/01/2022 and 2/11/2023
- SP Close is between 2.5 and 5
- Betfair WinSP is greater than or equal to 1.01
- BR is between 2 and 5
- SETPOS is equal to 1

[Click here to add a new condition]

Result Set

Year	Win Strike	Place Strike	Count	Win POT%	BF WinSP POT% (Flat)
2022	30.0%	55.0%	690	3.0%	9.4%
2023	29.0%	58.0%	859	0.2%	5.7%

It is advisable to employ these filters to identify potential winners and then conduct a manual review of each runner. By selectively removing those you deem less likely to win, you can refine the strategy and enhance the model's overall success rate.

HAVE A QUESTION?: [WWW.STATFREAKS.COM.AU/CONTACT/](http://WWW.STATFREAKS.COM.AU/CONTACT/)





# QUESTIONS & ANSWERS

## Is there more info or a video on the Racing Analytics Database, Statfreaks Analysis Module?

We've produced an introductory video tutorial that serves as a straightforward guide to the Racing Analytics Expert Form – Statfreaks Module.

- Access the tutorial at <https://www.statfreaks.com.au/racing-analytics-statfreaks-analysis-module-basic-tutorial-57826/>.
- Please ensure you are **signed in** using your complimentary statfreaks user account to watch the video.

Racing Analytics Database v2.6.2.0, db6.4 x64

File Settings Help Hide Main Panel **Statfreaks Mode Active**

Query Columns

Horse

**QUICK REPORTS**

Form Black Book  
My Selections Detail  
Pricing Report  
Ratings Date Range Export

STATFREAKS

FORM  
SEARCH  
BLACK BOOK  
ANALYSIS  
BOOK KEEPING

STATFREAKS

SP	Win	Place	Count	Win	Place	SP	SP	SP
Open	%	%		POW	POW	POW	POW	POW
\$3.0	44.0%	64.0%	25	24.4%	46.4%	30.1%	25.1%	
\$3.3	50.0%	81.0%	16	43.1%	70.0%	54.5%	28.5%	
\$3.4	33.0%	62.0%	21	29.5%	4.7%	32.7%	9.9%	
\$3.5	25.0%	60.0%	16	15.0%	31.9%	1.0%	38.9%	
\$3.6	44.0%	76.0%	25	66.0%	18.4%	82.1%	23.1%	
\$3.7	25.0%	70.0%	23	11.3%	4.3%	3.7%	7.8%	
\$3.8	40.0%	60.0%	15	89.7%	17.2%	17.1%	-12.2%	
\$3.9	33.0%	50.0%	18	13.8%	26.6%	22.9%	-17.6%	
\$4.0	56.0%	67.0%	9	62.2%	-3.3%	79.8%	2.5%	
\$4.1	21.0%	64.0%	14	32.1%	7.9%	28.3%	-3.1%	
\$4.2	33.0%	53.0%	15	11.3%	20.0%	3.1%	-28.6%	
\$4.3	11.0%	44.0%	9	48.9%	37.0%	42.4%	-30.3%	
\$4.4	60.0%	70.0%	10	109.0%	18.0%	186.5%	28.1%	
\$4.5	41.0%	71.0%	17	47.1%	16.5%	99.7%	25.5%	
\$4.6	50.0%	75.0%	8	71.3%	10.8%	63.9%	26.8%	
\$4.7	18.0%	36.0%	11	34.5%	-10.6%	-10.8%	-26.1%	
\$4.8	13.0%	39.0%	16	50.6%	3.8%	43.7%	12.4%	
\$4.9	33.0%	42.0%	12	8.3%	-29.2%	8.4%	-13.0%	
\$5.0	31.0%	61.0%	16	16.5%	28.6%	21.1%	36.1%	
\$5.1	40.0%	60.0%	5	100.0%	32.0%	107.6%	38.8%	
\$5.2	50.0%	100.0%	4	65.0%	57.5%	62.5%	78.0%	

Racing Analytics Database v2.6.2.0, db6.4 x64

File Settings Help Hide Main Panel **Statfreaks Mode Active**

Query Columns

Horse

**QUICK REPORTS**

Form Black Book  
My Selections Detail  
Pricing Report  
Ratings Date Range Export

STATFREAKS

FORM  
SEARCH  
BLACK BOOK  
ANALYSIS  
BOOK KEEPING

STATFREAKS

**Ad-hoc Analysis**

Historical  
Upcoming Runs

**Queries**

Top Rank Meeting, PR2=1, TOP=1-4 (AU)  
Rating 6.1, Win Last Start, Equal Track Grade (AU)  
Rider Win Strike on Top 4 Meeting Ranked (AU)  
Trainer Win Strike on Top 4 Meeting Ranked (AU)  
Rider/Trainer Win Strike on Top 4 Meeting Ranked (AU)  
Predicted To lead, Top Weight, Last start within 21 Days (AU)  
Win Margin last Start 2.5+, Equal Weight, Top 4 Rank (AU)

**Tutorials/Glossary**

Online Tutorials\*  
Variable Glossary

\*Requires website login.

It is advisable to employ these filters to identify potential winners and then conduct a manual review of each runner. By selectively removing those you deem less likely to win, you can refine the strategy and enhance the model's overall success rate.

HAVE A QUESTION?: [WWW.STATFREAKS.COM.AU/CONTACT/](http://WWW.STATFREAKS.COM.AU/CONTACT/)

# RACING ANALYTICS - SF + LIVE YARD



Get the latest insights from "Racing Analytics" with live, runner-by-runner analysis direct from the mounting yard. Our expert analysts provide in-depth profiles on each horse, focusing on key characteristics that matter. Our advanced algorithms then translate these insights into an essential yard rating.

Enjoy features like live commentary, automatic updates, and top picks for the yard — all with a primary focus on VIC/NSW Metro main events. Elevate your race day experience with concise, expert analysis delivered straight to your newsletter.

## KENSINGTON

Wednesd

RACE 6 - 5:10 PM CASINO PRINCE @ VINERY (BM72) (1100 METERS)

RAIL: +2m Entire

Race Information					Race Class				
TYPE	PRIZEM	DIST	R/R	GOING	CLS	TYPE	SEX	AGE	APCL
R	\$ 60,000	SPRINT	10	G	BM72	HCP	FM	3+	Y

SP	AGE	DSL	XUP	WG	SFR	SLB	RK	RKT	SET	PR4	PR2
1	7										
\$ 3.3	4M	27	2-UP	57.5	+5.9	-	1	3	2	6	4

RACE STRENGTH															
FP	MRFG	DATE	TRK	TMPO	TPRTR	SPD	CLS	DBR	XUP	DIS	CLS	GO	AGE	WGT	SP
1/8	+1.0	5/10/2023	Gosf	AVG	5.6/1.3	85.0/0.0	78.1/0.0		1-UP	1100	BM64	G	4	59.5	\$ 4.2
Spelled for 113 days															
6/10	-3.9	14/06/2023	Kens	AVG	5.8/-3.1	93.9/-7.8	71.0/-11.6		5-UP	1000	BM64	G	3	58.5	\$ 2.6
Freshened up for 28 days															
2/7	-0.4	17/05/2023	Wanw	WK	4.1/-0.4	90.8/-0.3	72.8/-0.7		4-UP	1100	BM64	S	3	57.5	\$ 4.2
Freshened up for 28 days															
5/14	-2.5	19/04/2023	Wanw	MOD	6.5/-2.1	94.6/-6.5	86.0/-8.9	27	3-UP	1100	BM64	G	3	57.0	\$ 2.2
1/9	+4.8	23/03/2023	Hawk	AVG	5.4/-1.6	85.3/0.0	76.1/0.0		2-UP	1100	MDN	S	3	59.0	\$ 2.5
Freshened up for 30 days															
2/7	-0.2	21/02/2023	Wyon	WK	4.0/-0.2	84.3/0.0	71.3/0.0		1-UP	1100	MDN	G	3	58.0	\$ 2.0
Spelled for 166 days															
5/6	-5.4	8/09/2022	Hawk	WK	4.4/0.2	94.1/-11.3	71.6/-16.7	13	2-UP	1300	MDN	S	3	56.5	\$ 3.6
All Runs: AVG: 5.0/-1.1 90.1/-3.6 75.1/-5.3															
MAX: 6.5/0.2 94.6/0.0 86.0/0.0															
MED: 4.9/0.9 91.8/-1.8 73.2/-2.5															

Kensington Race 6 - 2023-11-01

Analyst Top 4: 7, 8, 1, 6. EAGLE NEST in excellent condition. ROCKETEER GIRL nice mover maybe half run short. QUEEN OF THE NILE good pick. IN DIVINE need.

Pick of Yard: 7

Status: FINAL  
Analyst: Dave Sigala

FP	NO	RUNNER	YARD COMMENT	PREVIOUS SCORE	PARADE RATING
10	1	Queen Of The Nile	Spurter. Ft. Healthy Coat. Moving well. Positive Parade. Composed	79.5	83.5
5	5	Bubbles For Me	Spurter. Ft. Healthy Coat. Moving well. Positive Parade. Relaxed	83.5	84.0
7	6	In Divine	Spurter/Middle Distance. Base Fitness. Healthy Coat. Standard Movement. Do...	83	79.0
1	7	Eagle Nest	Spurter. Ft. Healthy Coat. Moving well. Positive Parade. Composed	82.5	83.5
3	8	Rocketeer Girl	Spurter. Base Fitness. Base Health. Improvement To Come. Sleeping Out Well...	82.5	80.0
8	9	Welcome Gassy	Spurter/Middle Distance. Ft. Healthy Coat. Getting A Little Warm. Moving well...	83	81.0
2	10	Drive Vicky	Spurter/Middle Distance. Carrying Condition. Healthy Coat. Improvement To Co...	82	79.0
4	11	Smiling Prophet	Spurter. Ft. Healthy Coat. Standard Movement. Touch keen. Standard	83.5	79.0
5	12	Pink Banoua	Spurter/Middle Distance. Ft. Getting A Little Warm. Standard Movement. Touc...	79.5	76.5
6	13	Burnett	Regular. Base Fitness. Base Health. Standard Movement. No Knocks. Standard	81	79.5

Display Options:  
 Jockey  Market Prices  Sort: Tab/No  
 Trainer  Focus

Live Pop-up Event Directly from the Mounting Yard

Require more info? [ENQUIRE NOW](#)





**NOVEMBER 2023**

**ANALYSIS**

**MODELS**



# ANALYSIS – STAYING RACE TYPES

## Important pre-race variables and statistics

Let's examine statistics in Australian metropolitan track races, specifically those flat races with distances ranging from 2800m to 3400m. Our focus will be to analyse the strike rates of pivotal factors and determine the common profiles or origins of the winners.

### Run in Preparation

Run in Current Prep	Win Strike	Place Strike	Count
1	13%	25%	8
2	6%	6%	18
3	5%	26%	42
4	16%	27%	77
5	12%	28%	109
6	9%	22%	88
7	8%	35%	71
8	7%	22%	46
9	3%	23%	35
10	8%	31%	26
11	9%	27%	22
12	22%	44%	9
13	0%	14%	7
14	0%	33%	9
15	0%	33%	3
16	0%	50%	2
17	0%	0%	2
18	0%	0%	5
19	0%	0%	3
20	50%	50%	2
21	0%	0%	1
24	0%	0%	3
25	0%	0%	1
26	0%	0%	1
27	0%	0%	1
32	0%	0%	2
34	0%	100%	1
50	0%	0%	1
55	0%	0%	1
58	0%	0%	1

### Barrier Groups

Barrier Group	Win Strike	Place Strike	Count
a.1-3	9%	28%	162
b.4-7	10%	26%	211
c.8-12	9%	28%	163
d.13-16	5%	12%	41
e.17-24	5%	10%	20

### Statfreaks Rank

SF RK	Win Strike	Place Strike	Count
1	20%	42%	45
2	19%	57%	42
3	5%	32%	44
4	19%	33%	43
5	9%	27%	44
6	7%	19%	43
7	8%	23%	39
8	8%	11%	38
9	0%	25%	32
10	4%	7%	27
11	5%	19%	21
12	6%	24%	17
13	0%	0%	12
14	9%	18%	11
15	0%	0%	10

### Riders

Rider	Win Strike	Place Strike	Count
Dean Yendall	23%	31%	13
Michael Dee	20%	45%	20
Craig Williams	18%	45%	22
Daniel Stackhouse	15%	31%	13
Jamie Kah	15%	30%	20
Craig Newitt	13%	13%	16
Damien Oliver	13%	38%	16
Damien Thornton	13%	38%	24
John Allen	11%	17%	18
Ms Alana Kelly	10%	40%	10
Patrick Moloney	10%	30%	10
Beau Mertens	8%	17%	12
Daniel Moor	8%	17%	12
Harry Coffey	7%	27%	15
Damian Lane	0%	10%	10
Dean Holland	0%	7%	14
Declan Bates	0%	33%	12
Jye McNeil	0%	37%	19
Teodore Nugent	0%	31%	13

### Trainer

Trainer	Win Strike	Place Strike	Count
G Waterhouse & A Bott	18%	29%	17
P Stokes	15%	38%	13
Symon Wilde	15%	30%	27
C J Waller	14%	24%	29
C Maher & D Eustace	12%	28%	50
M D Moroney	11%	33%	18
Matthew Cumani	11%	32%	19
A & S Freedman	9%	27%	11
Matthew Smith	8%	35%	26
D T O'Brien	0%	25%	12
Peter Gelagotis	0%	36%	11

### Trainer Rating (TR)

TR	Win Strike	Place	Count
1	20%	36%	61
2	5%	15%	55
3	6%	22%	64
4	12%	39%	59
5	12%	33%	57
6	7%	25%	55
7	5%	20%	41
8	9%	23%	35
9	0%	12%	25
10	13%	13%	15
11	0%	18%	11
12	0%	13%	8
13	0%	20%	5
14	0%	0%	4

It appears that after 12 runs in a current prep, the likelihood of a win diminishes significantly. Most contenders hit their peak performance around their 4th to 5th race and generally start to show a decline in form thereafter. Additionally, there's a noticeable drop in success for horses starting from barriers beyond the 12th position.

When it comes to staying races, such as the **Melbourne Cup**, our analysis indicates that the **"TR" Trainer rating** is a critical factor. We advise that for such races, **greater emphasis should be placed on the Statfreaks "TR" ranking** when assessing the potential outcomes.



# RIDERS – BEST SF RIDE OF DAY AND RANK 1 OR 2.

This review narrows down instances where jockeys are mounted on their top-rated horse according to Statfreaks ratings for the day at a particular event, focusing on horses that are rated either the best or second-best in their respective race.

Here are the results.

Rider Name	Win Strike	Place Strike	Count	Win POT%	Place POT%	BF WinSP POT% (Flat)	BF PlaceSP POT% (Flat)
Noel Callow	37.0%	65.0%	115	-5.3%	-7.9%	<b>1.6%</b>	-2.0%
Aaron Bullock	36.0%	66.0%	508	<b>4.3%</b>	-1.9%	<b>10.5%</b>	<b>4.8%</b>
Lacey Morrison	32.0%	60.0%	124	<b>0.2%</b>	-11.0%	<b>8.8%</b>	-3.3%
Jean Van Overmeire	32.0%	57.0%	167	<b>2.8%</b>	-12.8%	<b>7.1%</b>	-7.1%
Kyra Yuill	31.0%	61.0%	128	<b>1.6%</b>	-3.8%	<b>25.4%</b>	<b>3.5%</b>
Ms Linda Meech	31.0%	59.0%	143	-5.5%	-6.2%	<b>4.5%</b>	<b>0.1%</b>
Ashley Butler	31.0%	56.0%	207	-16.7%	-14.2%	-9.7%	-4.5%
Dean Holland	31.0%	58.0%	149	<b>22.8%</b>	-1.7%	<b>30.8%</b>	<b>5.6%</b>
Ryan Maloney	31.0%	59.0%	271	-5.1%	-8.9%	<b>3.3%</b>	-2.0%
William Pike	30.0%	61.0%	471	-13.5%	-9.5%	-4.7%	-0.9%
Carleen Hefel	30.0%	61.0%	135	<b>22.2%</b>	<b>1.7%</b>	<b>28.4%</b>	<b>7.1%</b>
Zac Lloyd	30.0%	60.0%	267	<b>20.1%</b>	<b>3.4%</b>	<b>29.3%</b>	<b>8.4%</b>
Ethan Brown	30.0%	56.0%	121	<b>3.8%</b>	-1.1%	<b>4.1%</b>	-4.7%

**\*Important note:**

- the Betfair Profit on Turnover "POT%" and Profit & Loss "P/L" calculation includes commissions deducted.
- Analysis only factors in rides that had a valid betfair SP
- Past performance is not an indicator for future performance.
- Further insights can be accessed via [www.rapro.com.au](http://www.rapro.com.au) database platform.



# COMBO— BEST SF RIDE OF DAY AND RANK 1 OR 2.

This review narrows down instances where jockey/trainer combos are mounted on their top-rated horse according to Statfreaks ratings for the day at a particular event, focusing on horses that are rated either the best or second-best in their respective race.

Here are the results.

Rider/Trainer Combo	Win Strike	Place Strike	Count	Win POT%	Place POT%	BF WinSP POT% (Flat)	BF PlaceSP POT% (Flat)
Aaron Bullock - Cody Morgan	57.0%	83.0%	35	36.9%	2.0%	40.1%	12.2%
Ryan Wiggins - Nick Walsh	49.0%	72.0%	39	-1.3%	-9.2%	6.2%	4.8%
Aaron Bullock - Paul Messara	46.0%	89.0%	56	38.9%	21.6%	39.0%	29.9%
Damian Lane - M Price & M Kent Jnr	43.0%	70.0%	37	52.7%	10.0%	74.9%	14.2%
Dean Holland - T & C Moevoy	43.0%	60.0%	40	46.5%	-7.5%	39.9%	1.7%
Aaron Bullock - K A Lees	43.0%	71.0%	63	16.8%	2.9%	19.6%	3.4%
E Byme Burke - Adam Trinder	43.0%	70.0%	30	24.7%	14.0%	36.5%	28.5%
Zac Lloyd - M, W & J Hawkes	39.0%	63.0%	41	37.6%	6.3%	50.0%	13.5%
Jake Molloy - M A Currie	39.0%	57.0%	44	-0.9%	-22.7%	6.1%	-18.5%
Bailey Wheeler - Chris Anderson	39.0%	58.0%	36	31.9%	-13.1%	40.9%	-10.3%
Ryan Maloney - David Vandyke	37.0%	58.0%	38	-5.0%	-20.5%	4.3%	-11.2%
Ethan Brown - C Maher & D Eustace	37.0%	61.0%	46	57.8%	3.0%	38.8%	8.8%
William Pike - A G Durrant	37.0%	52.0%	54	-3.7%	-28.5%	6.7%	-24.3%
Justin Stanley - Clinton Taylor	36.0%	71.0%	66	-22.3%	-8.3%	-12.8%	-2.7%
Kyra Yuill - T N Pike	36.0%	77.0%	39	-0.5%	11.0%	17.1%	19.0%
Ms Linda Meech - C Maher & D Eustace	35.0%	68.0%	31	15.8%	9.0%	40.0%	22.1%
James Oman - K M Schweida	35.0%	54.0%	52	-13.3%	-25.0%	-13.3%	-20.5%
James Oman - C J Waller	35.0%	56.0%	75	-18.0%	-22.4%	-11.4%	-17.7%
Ryan Wiggins - Ricky Vale	35.0%	63.0%	71	-2.5%	-13.7%	6.3%	-6.7%
Tyler Schiller - Mark Newnham	34.0%	54.0%	35	23.7%	-12.9%	24.5%	-9.3%
Ryan Maloney - T J Gollan	34.0%	67.0%	91	-7.7%	-1.1%	-0.9%	3.5%
Koby Jennings - Nathan Doyle	34.0%	59.0%	41	-6.8%	-20.5%	-1.1%	-15.3%

**\*Important note:**

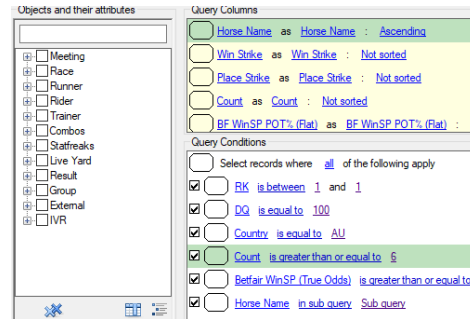
- the Betsfair Profit on Turnover "POT%" and Profit & Loss "P/L" calculation includes commissions deducted.
- Analysis only factors in rides that had a valid betsfair SP
- Past performance is not an indicator for future performance.
- Further insights can be accessed via [www.rapro.com.au](http://www.rapro.com.au) database platform.



# TOP WIN PERFORMING DATA HORSES – THIS SEASON

MAIN FILTER: Horses have had a run this race season (August 1<sup>st</sup> onwards), with RK = 1

Horse Name	Win Strike	Place Strike	Count	BF WinSP POT% (Flat)	Win POT%
I Am Me	100.0%	100.0%	7	115.7%	127.1%
Rogues Point	71.0%	86.0%	7	65.4%	57.1%
Antino	70.0%	90.0%	10	22.0%	18.0%
Fast Talking	67.0%	78.0%	9	165.4%	144.4%
Deep Breath	62.0%	85.0%	13	28.7%	20.0%
Delago Lad	57.0%	71.0%	7	6.7%	2.9%
Yes Dream	57.0%	57.0%	7	71.1%	61.4%
Laylow Pluck	57.0%	57.0%	7	106.5%	92.9%
Cocobrew Express	57.0%	71.0%	7	70.6%	54.3%
No Statement	50.0%	60.0%	10	125.5%	127.0%
Alicia Roma	50.0%	100.0%	8	7.7%	8.8%
Namazu	45.0%	64.0%	11	52.0%	48.2%
Playthatfunkymusic	44.0%	89.0%	9	-13.9%	-18.9%
Hold On Honey	44.0%	89.0%	9	14.2%	5.6%
Bello Beau	44.0%	67.0%	9	-31.7%	-35.6%
Galifianakis	44.0%	78.0%	9	-17.8%	-17.8%
Roweiner's Dance	43.0%	86.0%	7	-43.2%	-45.7%
Chameleon Choice	43.0%	57.0%	7	-35.6%	-40.0%
Just A Tribute	43.0%	71.0%	7	9.7%	5.7%
Unzaga	43.0%	43.0%	7	0.1%	-1.4%
Men's Club	43.0%	86.0%	7	29.7%	17.1%
Russley Crown	43.0%	100.0%	7	136.7%	121.4%
Highground	43.0%	57.0%	7	-5.5%	-2.9%
Savvy Sovereign	43.0%	86.0%	7	24.3%	15.7%
Hardly The End	43.0%	43.0%	7	49.3%	41.4%
Romancing The Rock	40.0%	60.0%	10	109.3%	79.0%
Powerful	40.0%	80.0%	10	124.3%	87.0%
Right You Are	38.0%	75.0%	8	41.2%	28.8%
Sabemetric	38.0%	75.0%	8	53.4%	42.5%
Prime Asset	38.0%	75.0%	8	38.8%	30.0%



In this analysis, we employed a sub-query to sift through multiple years of the historical data of all runners who have **been top-ranked in a race**. The sub-query is designed to filter and return only those horses that have participated in races during the current race season, from August 1<sup>st</sup>, 2023, to the present, and have performed well when **ranked SFR 1** historical over the past few years.

**\*Important note:**

- the Betfair Profit on Turnover "POT%" and Profit & Loss "P/L" calculation includes commissions deducted.
- Analysis only factors in rides that had a valid betfair SP
- Past performance is not an indicator for future performance.
- Further insights can be accessed via [www.rapro.com.au](http://www.rapro.com.au) database platform.



# GREYHOUNDS—TOP PERFORMERS - 2023

NAME	STATE	RUNS	WIN_SR
MOJO HERRERA	NT	9	88.9%
MANILA COGHLAN	VIC	8	75.0%
AH WERE TIGHT	TAS	9	66.7%
MAGISTRATE	QLD	12	66.7%
SILVER BRUTE	VIC	12	66.7%
UNLEASH COLLINDA	VIC	12	66.7%
BROWSING ABOUT	TAS	11	63.6%
FAST MINARDI	TAS	8	62.5%
GOT ATTITUDE	VIC	8	62.5%
PENNYS LAD	NT	8	62.5%
SENIOR YOGI	QLD	8	62.5%
GOOD ODDS RASCAL	QLD	15	60.0%
RING ME	QLD	10	60.0%
SORRENTO BREEZE	QLD	10	60.0%
SAMURAI MIND	QLD	12	58.3%
SPRING BOOROWA	QLD	9	55.6%
XYLOID BALE	VIC	9	55.6%
DEADLY ROOKIE	VIC	11	54.5%
MATRIX BALE	VIC	11	54.5%
MAYBE YESTERDAY	VIC	11	54.5%
BEARS BULLET	QLD	13	53.8%
PRETTY CINDY	QLD	13	53.8%
ALFIE SOLOMON	VIC	8	50.0%
COOL BLUE STAR	VIC	8	50.0%
DOLLY DUTTON	QLD	8	50.0%
GET CARTER	QLD	10	50.0%
GIFTED BLAZER	VIC	8	50.0%
HELLO MIKE	QLD	8	50.0%
HERE WOLFE	QLD	8	50.0%
IASON BALE	VIC	8	50.0%
LEKTRA HECKLER	VIC	8	50.0%

Here's the latest update of greyhounds that have shown strong performance when projected to be among our top 4 ranked runners in a race.

It may be worthwhile to include these runners in your watchlist. Whenever they are scheduled to race, verify whether they appear in our top 4 rankings. If they do, and the market conditions seem favourable, you could potentially leverage a significant advantage.

#### Filters:

- Data Quality = 100
- Ranked In Top 4 of race
- Year 2023
- Updated: 04/11/2023

#### \*Important note:

- Past performance is not an indicator for future performance.
- Any runner that meets this shortlist, we highly recommend conducting additional form analysis.

[Discover the power of our Greyhound Racing | Statfreaks service and unlock valuable insights by signing up now!](#)





# JOCKEY/TRAINER REVIEW PROCESS

At the end of each month, we identify the top jockeys and trainers based on our detailed data analysis. These are individuals who have consistently demonstrated exceptional strike rate performance and contributed to profitable outcomes when ranked high on our statfreaks ratings. When a rider/trainer or combo has dropped out of market performance for more than 3 months rolling, they are removed from the tracking table.

**You can access a list of top race ranked upcoming runners daily where statfreaks are tracking the rider/trainer and combos from**

Web link: [www.statfreaks.com.au/top-rider-trainer-performers-tracking-upcoming-aus-56522/](http://www.statfreaks.com.au/top-rider-trainer-performers-tracking-upcoming-aus-56522/)

\*Requires a valid daily or month subscription














The following sections will present the completed analysis for the past 3 months rolling and provide an update on the tracking table system.

# JOCKEY'S (AUD)

The below table displays riders that had a win strike rate equal or above 33% when ranked 1 (Top in race) on our Statfreaks AI ratings and returned a positive profit on turnover over the past 3-months rolling.

These riders are currently in form, and have returned a positive return on investment with the betfair win starting price, and commission factored in.

**August 1<sup>st</sup> to October 31<sup>st</sup>, 2023**

STATFREAKS TRACKING TABLE			
TRACKING	JOCKEY	3-Month SR%	BETFAIR POT%-3 - MONTH (FLAT BETTING)
ACTIVE	Noel Callow	55%	 27%
ACTIVE	Michael Dee	50%	 33%
ACTIVE	Matthew Mcguren	50%	 49%
ACTIVE	Damian Lane	42%	 3%
ACTIVE	Jake Toeroek	41%	 33%
ACTIVE	Mark Zahra	41%	 35%
ACTIVE	Damien Thornton	40%	 62%
ACTIVE	Natasha Faithfull	40%	 27%
ACTIVE	Justin Stanley	39%	 2%
ACTIVE	Tyler Schiller	38%	 32%
ACTIVE	Andrew Mallyon	38%	 28%
ACTIVE	Aaron Bullock	33%	 12%
ACTIVE	Clint Johnston-Porter	33%	 9%

**\*Important note:**

- the Betfair Profit on Turnover "POT%" and Profit & Loss "P/L" calculation includes commissions deducted.
- Past performance is not an indicator for future performance.
- Further insights can be accessed via [www.rapro.com.au](http://www.rapro.com.au) database platform.



# TRAINER'S (AUD)

The below table display's trainer's that had a win strike rate equal or above 33% when ranked 1 (Top in race) on our Statfreaks AI ratings and returned a positive profit on turnover over the past 3-months rolling.

These trainers are currently in form and their runners are lining up with our top race rank rides. They have returned a positive return on investment with the betfair win starting price, and commission factored in.

**August 1<sup>st</sup> to October 31<sup>st</sup>, 2023**

STATFREAKS TRACKING TABLE			
TRACKING	TRAINER	3-Month SR%	BETFAIR POT%-3 - MONTH (FLAT BETTING)
ACTIVE	K A Lees	50%	49%
ACTIVE	S W Kendrick	44%	65%
ACTIVE	P A Preusker	43%	61%
ACTIVE	Ben, Jd & Will Hayes	39%	11%
ACTIVE	P Stokes	38%	5%
ACTIVE	Matthew Dunn	38%	35%
ACTIVE	G & A Williams	34%	2%

**\*Important note:**

- the Betfair Profit on Turnover "POT%" and Profit & Loss "P/L" calculation includes commissions deducted.
- Past performance is not an indicator for future performance.
- Further insights can be accessed via [www.rapro.com.au](http://www.rapro.com.au) database platform.



# COMBO - RIDER/TRAINER'S (AUD)

The below table display's combo's that had a win strike rate equal or **above 33%** when **ranked 1** (Top in race) on our Statfreaks AI ratings and returned a positive profit on turnover over the past 3-months rolling.

These combos are currently in form together, and have returned a positive return on investment with the betfair win starting price, and commission factored in.

**August 1<sup>st</sup> to October 31<sup>st</sup>, 2023**

STATFREAKS TRACKING TABLE			
TRACKING	TRAINER	3-Month SR%	BETFAIR POT%-3 - MONTH (FLAT BETTING)
ACTIVE	Michael Dee - Ben, Jd & Will Hayes	80%	108%
ACTIVE	Clayton Gallagher - Brett Robb	47%	47%
ACTIVE	Jake Toeroek - R & C Jolly	41%	13%
ACTIVE	Adam Hyeronimus - G Waterhouse & A Bott	38%	14%
ACTIVE	William Pike - G & A Williams	36%	6%

**\*Important note:**

- the Betfair Profit on Turnover "POT%" and Profit & Loss "P/L" calculation includes commissions deducted.
- Past performance is not an indicator for future performance.
- Further insights can be accessed via [www.rapro.com.au](http://www.rapro.com.au) database platform.



# JOCKEY/TRAINER & COMBO UPCOMING

You can obtain a list of upcoming runners daily where statfreaks are tracking the rider/trainer and combos from

- ✓ The statfreaks membership portal with paid subscription access.

Web link: [www.statfreaks.com.au/top-rider-trainer-performers-tracking-upcoming-aus-56522/](http://www.statfreaks.com.au/top-rider-trainer-performers-tracking-upcoming-aus-56522/)

- ✓ Running an analysis model from the racing analytics – expert form database platform with statfreaks module.

Enquire: [www.rapro.com.au/enquiry-form/](http://www.rapro.com.au/enquiry-form/)

Clear filters Excel CSV PDF

Show 50 entries Search:

DATE	TRACK	RACE NO.	NAME	RIDER	TRAINER	SFR	RK	RKT	JR	TR	TYPE	STAR_RATING	AI_STATUS	
06/06/2023	Amidale	1	3	Turnaway	Ashley Morgan	Cameron Crockett	6.1	1	2	1	2	RIDER	RED	FINAL
06/06/2023	Amidale	5	6	The Affirmative	Ashley Morgan	C R Clegg	6.1	1	1	1	2	RIDER	PURPLE	FINAL
06/06/2023	Amidale	2	2	Blue Canasta	Ashley Morgan	Stirling Osland	5.6	1	3	1	1	RIDER	RED	FINAL
06/06/2023	Amidale	4	3	Vis I Do	Ashley Morgan	Melissa Dennett	4.5	1	5	1	4	RIDER	RED	FINAL
07/06/2023	Doomben	6	9	Melika Lad	Ryan Maloney	David Vandyske	6.1	1	1	1	1	RIDER	PURPLE	INTERIM
07/06/2023	Canterbury Park	2	6	Nostalgia	James McDonald	C J Walter	6.1	1	1	1	4	TRAINER	PURPLE	INTERIM
07/06/2023	Canterbury Park	4	3	Flashing Steel	James McDonald	Annabel Neasham	5.9	1	4	1	1	TRAINER	RED	INTERIM
07/06/2023	Canterbury Park	5	1	Never Second	James McDonald	Annabel Neasham	5.6	1	5	1	2	TRAINER	RED	INTERIM

DATE TRACK F... N... NAME RIDER TRAINER F... F... F... F... F... TYPE STAR\_RA... AI\_STATUS

Virtual Staffreaks Data Table

jects and their attributes

Query Columns

- Date as Date : Ascending
- Track Name as Track Name : Not sorted
- Race Number as Race Number : Not sorted
- Tab No as Tab No : Not sorted
- Horse Name as Horse Name : Not sorted

Query Conditions

Select records where all of the following apply

- Country is equal to AU
- DG is equal to 100
- Country starts with AU
- RK is equal to 1
- Rider Name is in list Dean Yendall, Ben Allen, Ashley Morgan, William Pike, Ryan Woopas, Ryan Maloney, Ms Linda Meech

[Click here to add a new condition](#)

Result Set

Date	Track Name	Race Number	Tab No	Horse Name	Trainer	Rider Name	Race Start Time (Text)	SFR	SLA	Speed Base vs Race (Pte)	SP Open	SP Sam	SP Close
6/06/2023	Amidale	1	3	Turnaway	Cameron Crockett	Ashley Morgan	12:50 PM	6.1	2.5	-5.7	\$3.7	\$2.3	\$2.1
6/06/2023	Amidale	2	2	Blue Canasta	Stirling Osland	Ashley Morgan	1:25 PM	5.6	1.7	3.4	\$2.0	\$2.0	\$1.7
6/06/2023	Amidale	4	3	Vis I Do	Melissa Dennett	Ashley Morgan	2:40 PM	4.5	1.4	-1.7	\$3.5	\$3.2	\$3.8
6/06/2023	Amidale	5	6	The Affirmative	C R Clegg	Ashley Morgan	3:15 PM	6.1	1.9	0.2	\$3.6	\$3.1	\$2.1

Racing Analytics Expert Form Analyser



# OUR METHODOLOGY

## Harnessing the Power of the Racing Analytics Expert Form Database Platform.

Our examination of horse racing data is anchored by the Racing Analytics - Expert Form platform, the Statfreaks plugin, and Betfair's rich historical data.

The Racing Analytics platform is our primary tool for investigating the vast array of data from various races. With it, we scrutinize the performance histories of horses, jockeys, and trainers, and dissect diverse variables.

Statfreaks amplifies our analysis, providing advanced statistical capabilities for pattern recognition and predictive modeling. Betfair's historical data offers a broad base for our exploration, contributing a wealth of information.

For those keen on conducting personal research, the platform is accessible via subscription at [www.rapro.com.au](http://www.rapro.com.au). Here, you can engage directly with the same data environment we utilize for our analysis and discover your own unique insights.



**ENQUIRE NOW**

- ✓ 500+ variables pre and post race.
- ✓ Develop your own historical custom-built models.
- ✓ Transform models into shortlisted contenders for future events.
- ✓ Perform backward simulations using Betfair SP Win/Place/Lay.
- ✓ Monitor selections & conduct retrospective analysis.
- ✓ Combine Statfreaks AI data with advanced form analysis, mapping, enhanced statistics and race pricing profiles.
- ✓ Speed, Class, \*IVR/Sectional Benchmarking & \*Live Yard

\* Additional Paid Addon/Subscription

# RACING ANALYTICS— BACKWARDS SIMULATION



The RAPRO Expert Form Module lets you create and refine your own models. By exploring pre-race factors, you can develop historical models, then use them for upcoming events to find potential investments efficiently.

## HISTORICAL

Objects and their attributes

- Meeting
- Race
- Runner
- Rider
- Trainer
- Combos
- Staffreaks
- Live Yard
- Result
- Group
- External
- IVR

Query Columns

- Year as Year : Ascending
- Month as Month : Not sorted
- Win Strike as Win Strike : Not sorted
- Place Strike as Place Strike : Not sorted
- Count as Count : Not sorted

Query Conditions

Select records where all of the following apply

- SFR is equal to 6.1
- Win LS is equal to 1
- Placed LS is equal to 1
- DQ is equal to 100
- Country is equal to AU
- Date within this year
- Going Short starts with G
- Preparation No. is between 3 and 4

Result Set

Year	Month	Win Strike	Place Strike	Count	Win POT%	BF WinSP POT% (Flat)
2023	1	32.0%	84.0%	19	16.8%	26.7%
2023	2	41.0%	64.0%	22	4.5%	-2.6%
2023	3	28.0%	72.0%	18	11.7%	25.2%
2023	4	18.0%	55.0%	11	-35.5%	-30.2%
2023	5	36.0%	71.0%	14	-35.0%	-29.7%
2023	6	40.0%	67.0%	15	15.3%	27.4%
2023	7	41.0%	59.0%	17	22.4%	28.1%
2023	8	35.0%	70.0%	20	18.5%	22.8%
2023	9	40.0%	60.0%	15	6.0%	13.4%

CONVERT



## UPCOMING

Objects and their attributes

- Meeting
- Race
- Runner
- Rider
- Trainer
- Combos
- Staffreaks
- Live Yard
- Result
- Group
- External
- IVR

Query Columns

- Race Number as Race Number : Ascending
- Tab No as Tab No : Not sorted
- Horse Name as Horse Name : Not sorted
- Race Start Time (Text) as Race Start Time (Text) : Not sorted

[Click here to add a new column]

Query Conditions

Select records where all of the following apply

- SFR is equal to 6.1
- Win LS is equal to 1
- Placed LS is equal to 1
- DQ is equal to 100
- Country is equal to AU
- Date within this year
- Going Short starts with G
- Preparation No. is between 3 and 4

Result Set

Date	Track Name	Race Number	Tab No	Horse Name	Race Start Time (Text)
2/10/2023	Muswellbrook	6	4	She's A Bad Girl	4:45 PM
4/10/2023	Kensington	3	8	Aditi	3:10 PM
4/10/2023	Kensington	6	1	Body Bob	4:55 PM

Require more info?

**ENQUIRE NOW**







# CONTACT

We hope you enjoyed our newsletter!

If you would like to request specific analysis to be included in upcoming newsletters, we encourage you to use the web contact form provided below. Your requested analysis may be considered for inclusion in our upcoming newsletters.

WEB: [WWW.STATFREAKS.COM.AU/CONTACT/](http://WWW.STATFREAKS.COM.AU/CONTACT/)

MAIL: PO BOX 4063 ESSENDON FIELDS, AUSTRALIA, VICTORIA 3041

EMAIL: [INFO@STATFREAKS.COM.AU](mailto:INFO@STATFREAKS.COM.AU)