



# STAT FREAKS

WELCOME TO THE NEXT LEVEL

INSIGHTS NEWSLETTER – AUG 2024



# DISCLAIMER

Please note that the information provided in this newsletter regarding historical profit/losses from racing investments is for informational purposes only. It should not be considered as financial or investment advice.

Investing on horse and greyhound racing involves a degree of risk, and past performance is not necessarily indicative of future results. The outcomes of horse races are subject to various factors and uncertainties that can influence the results.

We strongly encourage all readers to exercise caution and to bet responsibly. Set a budget for your betting activities and only wager amounts that you can afford to lose.

Gambling can be addictive, and if you or someone you know is struggling with gambling-related issues, we recommend seeking professional help or contacting relevant support organizations.

By accessing and using the information in this newsletter, you acknowledge that you understand the risks associated with gambling and that you assume full responsibility for any actions you take based on the information provided.

*All pages and content within this newsletter are explicitly 18+ only. Gamble Responsibly. Visit [www.gamblinghelponline.org.au](http://www.gamblinghelponline.org.au) or call Gambling Help on 1800 858 858.*

# RACING ANALYTICS— BATCH MODEL AUTOMATION



Welcome to the Racing Analytics "Batch Model Automation" feature. This enables the automatic execution, display, and recording of upcoming model runners, including their names and timestamps. It facilitates rapid identification of runners across various models, and as data accumulates, it allows for enhanced historical analysis of patterns and performance.

This feature alone will save you time and energy allowing you to focus more on form and analysis!

MODEL	TYPE	MODIFIED
mod_01_17022923_up	AUTOBATCH	17/02/2024 8:48:41 AM
mod_02_17022923_up	AUTOBATCH	17/02/2024 8:48:50 AM
mod_03_17022923_up	AUTOBATCH	17/02/2024 9:09:51 AM
mod_04_17022923_up	AUTOBATCH	17/02/2024 9:23:57 AM
mod_05_17022923_up	AUTOBATCH	17/02/2024 9:32:30 AM
mod_06_17022024_up	AUTOBATCH	17/02/2024 9:50:07 AM
mod_07_18022024_up	AUTOBATCH	18/02/2024 3:21:27 PM
mod_08_18022024_up	AUTOBATCH	18/02/2024 3:30:02 PM
mod_09_18022024_up	AUTOBATCH	18/02/2024 3:43:20 PM
mod_10_19022024_up	AUTOBATCH	19/02/2024 8:32:02 AM
mod_11_26022024_up	AUTOBATCH	26/02/2024 4:19:27 PM
mod_12_26022024_up	AUTOBATCH	26/02/2024 4:39:56 PM
mod_13_26022024_up	AUTOBATCH	26/02/2024 5:50:40 PM

Management portal for all automated batch models.

Run multiple models in seconds and view all upcoming runners

Date	Track Name	Race Number	Tab No	Horse Name	Batch Model	Batch DateTime
2/03/2024	Ascot	3	9	Full Of Meek	mod_11_26022024_up	2/03/2024 1:19 PM
2/03/2024	Ascot	4	4	Pupet's Engine	mod_11_26022024_up	2/03/2024 1:19 PM
2/03/2024	Dalby	6	2	Montenegro Man	mod_11_26022024_up	2/03/2024 1:19 PM
2/03/2024	Eagle Farm	6	4	Transatlantic	mod_12_26022024_up	2/03/2024 1:19 PM
2/03/2024	Flemington	6	6	Another Wil	mod_09_18022024_up	2/03/2024 1:19 PM
2/03/2024	Flemington	8	1	Riff Rocket	mod_07_18022024_up	2/03/2024 1:19 PM
2/03/2024	Flemington	9	5	Ayton	mod_11_26022024_up	2/03/2024 1:19 PM
2/03/2024	Mopthetville Parks	3	1	Yuri Royale	mod_11_26022024_up	2/03/2024 1:19 PM
2/03/2024	Newcastle	3	3	Procastinator	mod_11_26022024_up	2/03/2024 1:19 PM
2/03/2024	Newcastle	8	1	Tavi Time	mod_08_18022024_up	2/03/2024 1:19 PM
2/03/2024	Newcastle	8	1	Tavi Time	mod_12_26022024_up	2/03/2024 1:19 PM
2/03/2024	Randwick	1	6	Mental Music	mod_11_26022024_up	2/03/2024 1:19 PM
2/03/2024	Randwick	2	3	Our Kobson	mod_07_18022024_up	2/03/2024 1:19 PM
2/03/2024	Randwick	3	3	Compelling Truth	mod_11_26022024_up	2/03/2024 1:19 PM
2/03/2024	Randwick	4	1	Storm Boy	mod_07_18022024_up	2/03/2024 1:19 PM
2/03/2024	Randwick	4	1	Storm Boy	mod_11_26022024_up	2/03/2024 1:19 PM
2/03/2024	Randwick	7	9	Fangit	mod_07_18022024_up	2/03/2024 1:19 PM

Isolate key runners appearing in multiple models

Date	Horse Name	Batch DateTime	Track Name	Model Count
2/03/2024	Storm Boy	2/03/2024 1:19 PM	Randwick	2
2/03/2024	Tavi Time	2/03/2024 1:19 PM	Newcastle	2
2/03/2024	Another Wil	2/03/2024 1:19 PM	Flemington	1
2/03/2024	Ayton	2/03/2024 1:19 PM	Flemington	1
2/03/2024	Compelling Truth	2/03/2024 1:19 PM	Randwick	1

Require more info?

**ENQUIRE NOW**





# SUMMARY

Dear Readers,

As we reflect on the past month, I am pleased to present the latest edition of the Statfreaks newsletter. This issue is packed with valuable insights, analysis, and updates to enhance your understanding and strategy in horse and greyhound racing.

In this edition, we highlight our top-rated value runners for July 2024, both for horses and greyhounds. These analyses showcase our commitment to providing historical insights, with notable performers like "Ella Te Ama" and "Lady Rain" in horse racing, and "Panama Parade" and "Bemboka Blue" in greyhound racing delivering impressive returns. Our top-rated value runners consistently offer significant opportunities.

Our methodology section delves into the sophisticated tools and systems we employ, such as the Racing Analytics Expert Form platform, the Statfreaks plugin, and Betfair's historical data. These resources empower us to generate deep insights and predictive models. For those keen to explore these tools, we offer subscription access to our platform, enabling you to conduct personal research.

Our historical analysis centres on trainer strike rates across a range of tracks, including Caulfield, Moonee Valley, and Flemington. We deliver comprehensive performance metrics for leading trainers, highlighting the profitability of top-rated runners according to Statfreaks' advanced ratings.

Additionally, we have updated our rider/trainer tracking summary, offering refreshed insights into the top performers over the past three months. This section highlights jockeys, trainers, and combos that have demonstrated exceptional performance.

I would like to take this opportunity to remind our readers to bet responsibly. The outcomes of races are influenced by numerous factors and uncertainties, and past performance is not always indicative of future results. We strongly encourage setting a budget for your betting activities and seeking professional help if you or someone you know is struggling with gambling-related issues.

Sincerely,

David Vitali  
CEO, Statfreaks

# STATFREAKS HORSE RATINGS

## SFR: StatFreaks Rating

The StatFreaks Rating (SFR) includes over 100 variables, each carefully adjusted over years to reflect their significance in predicting a race's outcome.

Our sophisticated algorithms dynamically modify these weights based on continual data analysis and learning, ensuring the rating evolves with fresh insights.

## SLB: SFR Lengths Behind

- The SFR Lengths Behind (SLB) metric measures the rating lengths a runner is behind the leader, helping to pinpoint standout performers in a race. Runners with an RK of 1 and an SLB greater than +1.5 typically show strong performance.

## RK: Race Rank

- This ranks a runner's SFR within all competitors in a specific race, offering a comparative perspective of their potential performance.

## RKT: Track Rank

- Track Rank (RKT) evaluates a runner's SFR against all participants in a meeting, identifying those with the highest potential for success based on their rankings for the day.

		RATINGS & RANKS				
RUNNERS (9)		SFR	SLB	RK	RKT	SET
★6	Junipal	+2.8	-	1	1	8
★4	Shot Of Irish	+1.1	-1.7	2	18	3
★8	Barry The Baptist	+0.2	-0.9	3	30	1
★7	The King	+0.1	-0.1	4	32	4
	9 Prince Ziggy	-0.2	-0.3	5	38	7
	3 Odeon	-1.0	-0.8	6	46	5
	10 Firstclass Dreamer	-1.9	-0.9	7	56	6
	5 Alsvin	-2.7	-0.8	8	73	2
	2 Platinum Invador	-4.0	-1.3	9	85	9



# OUR METHODOLOGY

## Harnessing the Power of the Racing Analytics Expert Form Database Platform.

Our examination of horse racing data is anchored by the Racing Analytics - Expert Form platform, the Statfreaks plugin, and Betfair's rich historical data.

The Racing Analytics platform is our primary tool for investigating the vast array of data from various races. With it, we scrutinize the performance histories of horses, jockeys, and trainers, and dissect diverse variables.

Statfreaks amplifies our analysis, providing advanced statistical capabilities for pattern recognition and predictive modeling. Betfair's historical data offers a broad base for our exploration, contributing a wealth of information.

For those keen on conducting personal research, the platform is accessible via subscription at [www.rapro.com.au](http://www.rapro.com.au). Here, you can engage directly with the same data environment we utilize for our analysis and discover your own unique insights.



**ENQUIRE NOW**


- ✓ 500+ variables pre and post race.
- ✓ Develop your own historical custom-built models.
- ✓ Transform models into shortlisted contenders for future events.
- ✓ Perform backward simulations using Betfair SP Win/Place/Lay.
- ✓ Monitor selections & conduct retrospective analysis.
- ✓ Combine Statfreaks AI data with advanced form analysis, mapping, enhanced statistics and race pricing profiles.
- ✓ Speed, Class, \*IVR/Sectional Benchmarking & \*Live Yard

\* Additional Paid Addon/Subscription

# SOCIAL MEDIA

FOLLOW STATFREAKS ON SOCIAL FOR DAILY INSIGHTS

## X / TWITTER



[Statfreaks.com.au \(@Stat\\_Freaks\) / X](https://twitter.com/Stat_Freaks)  
([twitter.com](https://twitter.com))

[https://twitter.com/Stat\\_Freaks](https://twitter.com/Stat_Freaks)


## FACE BOOK



[Statfreaks On Facebook](https://www.facebook.com/statfreaks)


<https://www.facebook.com/statfreaks>

## INSTAGRAM



[Statfreaks on Instagram](https://www.instagram.com/stat_freaks/)

[https://www.instagram.com/stat\\_freaks/](https://www.instagram.com/stat_freaks/)



# TOP RATED VALUE RUNNERS – JULY 2024- HORSES

Here's a compilation of top-rated competitors who secured victories at attractive odds.

Date	Track	Race	Runner	SFR	FP	SP Close	SP Op-Cls Mvt%	SP Op-Cls Mvt-Ind	Betfair WinSP	Betfair PlaceSP
6/07/2024	Toowoomba	3	Ella Te Ama	+4.5	1	\$13.3	63%	DRIFT	\$17.0	\$4.5
7/07/2024	Townsville	8	Lady Rain	+4.8	1	\$12.7	43%	DRIFT	\$15.1	\$4.4
17/07/2024	Grafton	2	Daimyo	+4.9	1	\$12.3	-63%	SHORT	\$16.5	\$2.9
11/07/2024	Bendigo	6	Dreamzel	+4.2	1	\$9.8	36%	DRIFT	\$12.7	\$4.0
13/07/2024	Fannie Bay	5	Polarising	+5.3	1	\$9.5	34%	DRIFT	\$12.5	\$3.4
3/07/2024	Murray Bridge Gh	6	Jamrock	+5.0	1	\$9.2	37%	DRIFT	\$10.0	\$3.2
11/07/2024	Ipswich	7	Flamingo Beach	+5.0	1	\$9.2	-5%	SHORT	\$12.4	\$4.4
24/07/2024	Canterbury Park	6	No Drama	+5.6	1	\$8.0	-38%	SHORT	\$10.0	\$3.3
7/07/2024	Grafton	6	Full Press	+4.0	1	\$7.8	-24%	SHORT	\$9.1	\$2.7
5/07/2024	Ipswich	1	Backlit Beauty	+4.2	1	\$7.8	23%	DRIFT	\$9.8	\$2.8

“Ella Te Ama” was our top rated in the race, ran well and returned solid dividends on betfair \$17.0-win, \$4.5-place.

RUNNERS (9)	RATINGS & RANKS							SFR PREDICTED COMMENTRY	
	SFR	SLB	RK	RKT	SET	W%	P%	COMMENTRY 1	COMMENTRY 2
★ 4 Ella Te Ama	+4.5	-	1	6	7	24.8%	50.0%	Strong chance today	Has barrier advantage
★ 1 Mill Rossa	+3.4	-1.1	2	11	2	18.8%	44.0%		Expect to settle near leader
★ 6 Festival Prince	+2.7	-0.7	3	13	9	15.6%	40.1%	Best rated jockey in race	Strong turn of foot
★ 11 Ortie's Girls	+1.2	-1.5	4	24	5	12.2%	34.5%		

“Lady Rain“ +4.8 Statfreaks rating, top rated in race with best rated jockey in race onboard. Returned fantastic value on betfair \$15.1-win, \$4.4-place

RUNNERS (13)	RATINGS & RANKS							SFR PREDICTED COMMENTRY	
	SFR	SLB	RK	RKT	SET	W%	P%	COMMENTRY 1	COMMENTRY 2
★ 10 Lady Rain	+4.8	-	1	8	6	26.5%	51.7%	Best rated jockey in race	
★ 12 Mission House	+3.9	-0.9	2	14	3	21.5%	46.7%		On Pace
★ 11 Valeriki	+3.6	-0.3	3	18	1	19.9%	45.1%	Predicted to lead	
★ 3 Harrow	+2.6	-1.0	4	27	11	15.3%	39.6%		

**\*Important note:**

- Analysis only factors in rides that had a valid betfair SP. SP Close is an average of closing fixed odds prices.
- Past performance is not an indicator for future performance.
- Further insights can be accessed via [www.rapro.com.au](http://www.rapro.com.au) database platform and [www.statfreaks.com.au](http://www.statfreaks.com.au)





# UNLOCK EXCLUSIVE ACCESS TO TOP RATED RUNNERS

Elevate your selection strategy with our VIP Horse Racing Intel. Subscribers gain unparalleled insights with:

- Daily SFR Rating Reports
- Comprehensive CSV Data Files
- Advanced Statistical Data Tables
- Exclusive Jockey Stats Profiles
- Daily Standout Reports

**Subscribe Now for VIP Access & Back Data**

Dive deeper into horse racing analytics and secure your edge in the market. Visit [Statfreaks VIP Access](#) to start your subscription.

**SUBSCRIBE HERE**

*Make informed decisions with Statfreaks – where data meets strategy.*





# TOP RATED VALUE RUNNERS – JULY 2024- GREYHOUNDS

Here's a compilation of top-rated competitors from last month who secured victories at attractive odds.

DATE	TRACK	RACE	DISTANCE	NAME	BOX	SFR	RKT	FP	AVGSP	BFSP
12/07/2024	Traralgon	10	395	PANAMA PARADE	2	+3.7	1	1	\$ 12.5	\$ 15.5
11/07/2024	Ipswich	4	288	BEMBOKA BLUE	5	+3.3	7	1	\$ 8.2	\$ 9.8
21/07/2024	Horsham	9	410	STARS HOPE	2	+4.7	1	1	\$ 7.6	\$ 8.6
25/07/2024	Ipswich	12	288	LONG AND LEAN	8	+3.8	5	1	\$ 5.8	\$ 8.4
24/07/2024	Bendigo	3	425	BINGO DASH	8	+3.8	1	1	\$ 7.5	\$ 8.3
22/07/2024	Ballarat	12	390	CRACKERJACK BERN	1	+3.3	4	1	\$ 4.7	\$ 5.4
12/07/2024	Traralgon	2	395	PAW YONDER	5	+3.3	6	1	\$ 4.1	\$ 5.1
22/07/2024	Ballarat	6	450	PRETTY PANAMA	2	+3.5	3	1	\$ 4.4	\$ 5.0
25/07/2024	Warragul	2	400	BUY DIRT	1	+4.3	2	1	\$ 4.0	\$ 4.4
18/07/2024	Hobart	3	340	SICK BUBBLEGUM	1	+2.7	4	1	\$ 4.0	\$ 4.4

“Panama Parade”, from Box 2, ranked top 2nd at the meeting, and best SFR in the race. The Betfair SP returned great value at \$15.5-Win

“Bemboka Blue” was best ranked in race, 7th best at meeting and put in a super performance. Fantastic value found on the Betfair SP at \$9.8-Win

EARLY SPEED	NO	NAME	BX	RATINGS & RANKS							COMMENT	
				ES	ESR	ECI	SFR	RK	RKT	W%		P%
	8	NOLAN BALE	8	-2.0	7	-	-3.9	8	78	6.2%	28.9%	Chance may collide early with inside runner
	7	BLOCK BUSTED	7	-1.8	6	-	-2.6	7	65	8.7%	32.8%	
	6	BE A CHARACTER	6	+0.3	3	-	-1.5	6	54	10.3%	36.4%	
	5	JOHNSON STREET	5	-0.4	5	-	-0.6	5	45	12.2%	40.3%	
	4	AUDACIOUS LIVVY	4	+0.9	2	-	+1.6	3	23	20.8%	54.2%	
	3	BRINDLE CHIC	3	+0.1	4	-	-0.4	4	43	12.9%	41.6%	
	2	PANAMA PARADE	2	+1.6	1	-	+3.7	1	2	36.3%	74.7%	Ranked 2nd across entire meeting
	1	AYLA ROSE	1	+1.6	1	-	+3.4	2	5	31.8%	69.3%	Optimum box, SFR +3.4 lengths advantage

EARLY SPEED	NO	NAME	BX	RATINGS & RANKS							COMMENT	
				ES	ESR	ECI	SFR	RK	RKT	W%		P%
	8	BURRUM JOSIE	8	+0.3	4	-	+0.0	5	40	14.3%	43.8%	
	7	MARONEY	7	-3.1	7	-	-3.6	8	76	6.8%	30.0%	
	6	LOONGANA LILLY	6	+2.1	3	-	+0.4	4	36	15.9%	46.9%	Possible interference with inside runner.
	5	BEMBOKA BLUE	5	+2.4	2	-	+3.3	1	7	31.0%	68.5%	Fast out of the box +2.4 and best SFR +3.3
	4	FEDERAL PHANTOM	4	+2.7	1	-	+1.7	3	23	21.3%	54.9%	Strong early speed +2.7
	3	GO JILL GO	3	-2.4	6	-	-3.5	7	75	6.9%	30.6%	Chance may collide early with inside runner
	2	CALYPSO SPIRIT	2	-2.0	5	-	-0.7	6	47	11.9%	39.4%	Chance may collide early with inside runner
	1	PAY ROLL	1	+0.3	4	-	+2.4	2	16	25.3%	61.8%	Optimum box, SFR +2.4 lengths advantage

### \*Important note:

- Analysis only factors in rides that had a valid betfair SP
- Past performance is not an indicator for future performance.
- RK = 1, RKT between 1 and 8
- Further insights can be accessed via [www.rapro.com.au](http://www.rapro.com.au) database platform and [www.statfreaks.com.au](http://www.statfreaks.com.au)



# UNLOCK EXCLUSIVE ACCESS TO TOP RATED RUNNERS

Elevate Your Greyhound Racing Strategy

Unlock the full potential of your greyhound racing analysis with our VIP Access:

- Exclusive Statfreaks Rating Reports
- In-depth Statistical Data Tables
- Daily "Top Rated" Runners Highlights
- Access to Advanced Analytics and Insights
- Plus, One Month Back Data for New Subscribers

Get VIP Access Today and Transform Your Approach  
Visit [Statfreaks Greyhound Racing VIP Access](#) for more details and subscription options.

**SUBSCRIBE HERE**

*Your next level of greyhound racing analysis starts here.*





# Q&A- NATIONAL FAVORITE STATISTICS

A question from one of our members: Could you share the national stats for Favorites placing?

Australia Fav – 2023 to 2024 (Current)

StatFreaks software interface showing the 'ANALYSIS (SF)' window. The 'Query Columns' section includes: Average of SP Open as SP Open Average : Not sorted, Average of SP 9am as SP 9am Average : Not sorted, Average of SP Close as SP Close Average : Not sorted, and Average of Betfair WinSP (True Odds) as Betfair WinSP (True Odds) Average : Not sorted. The 'Query Conditions' section includes: any of the following apply, Date within this year, Date within last year, and SP Rank is equal to 1. The 'Result Set' table is as follows:

State	Win Strike	Place Strike	Count	SP Open Average	SP 9am Average	SP Close Average	Betfair WinSP (True Odds) Average
ACT	36.0%	62.0%	307	\$4.1	\$3.2	\$2.8	\$2.9
NSW	35.0%	66.0%	8069	\$4.2	\$3.3	\$2.9	\$3.0
NT	35.0%	63.0%	705	\$3.1	\$3.1	\$2.7	\$2.9
QLD	37.0%	67.0%	5916	\$3.7	\$3.2	\$2.8	\$3.0
SA	32.0%	62.0%	2221	\$4.0	\$3.5	\$3.1	\$3.3
TAS	32.0%	63.0%	875	\$3.7	\$3.4	\$3.0	\$3.2
VIC	33.0%	64.0%	6619	\$4.2	\$3.3	\$3.0	\$3.2
WA	35.0%	66.0%	3489	\$3.3	\$3.2	\$2.8	\$3.0

Australia Fav & Betfair Win SP Filter <= \$3.0

StatFreaks software interface showing the 'ANALYSIS (SF)' window with a filter applied. The 'Query Columns' section includes: Average of SP Open as SP Open Average : Not sorted, Average of SP 9am as SP 9am Average : Not sorted, Average of SP Close as SP Close Average : Not sorted, and Average of Betfair WinSP (True Odds) as Betfair WinSP (True Odds) Average : Not sorted. The 'Query Conditions' section includes: any of the following apply, Date within this year, Date within last year, SP Rank is equal to 1, Race Type starts with F, and Betfair WinSP is between 1.01 and 3. The 'Result Set' table is as follows:

State	Win Strike	Place Strike	Count	SP Open Average	SP 9am Average	SP Close Average	Betfair WinSP (True Odds) Average
ACT	41.0%	71.0%	167	\$3.2	\$2.6	\$2.1	\$2.2
NSW	45.0%	76.0%	3795	\$3.2	\$2.5	\$2.1	\$2.2
NT	46.0%	72.0%	373	\$2.5	\$2.5	\$2.1	\$2.2
QLD	47.0%	77.0%	2973	\$2.8	\$2.4	\$2.1	\$2.2
SA	43.0%	74.0%	864	\$3.0	\$2.5	\$2.2	\$2.3
TAS	43.0%	73.0%	377	\$2.7	\$2.5	\$2.1	\$2.3
VIC	43.0%	74.0%	2866	\$3.1	\$2.5	\$2.1	\$2.2
WA	43.0%	74.0%	1642	\$2.5	\$2.5	\$2.1	\$2.3

### Important note:

- the Betfair Profit on Turnover "POT%" and Profit & Loss "P/L" calculation includes commissions deducted.
- Analysis only factors in rides that had a valid betfair SP
- Past performance is not an indicator for future performance.
- Further insights can be accessed via [www.rapro.com.au](http://www.rapro.com.au) database platform.

Ready to take the next step? Click [here](#) to get started on Betfair!



# LAY BETTING – BETFAIR

Welcome to lay betting, a unique betting strategy available on Betfair. Unlike traditional betting where you bet on an outcome to happen, lay betting allows you to bet against an outcome.

In horse racing, when you lay a horse, you're betting it won't win. If any other horse wins, your bet wins. If the horse you laid wins, your bet loses. Essentially, you're acting as the bookmaker.

The odds in lay betting are reverse of traditional betting. For example, if you lay a horse at odds of 4.0 with a \$10 stake, you'll win \$10 if the horse loses. However, if the horse wins, you'll have to pay out \$30. The liability (the amount you could lose) in lay betting can often be more than the amount you stand to win.

In essence, lay betting is a valuable tool that, once mastered, can significantly broaden your betting strategy.



Ready to take the next step? Click [here](#) to get started with Lay Betting on Betfair!



# OVERVIEW – STRIKE RATE ANALYSIS

The upcoming Analysis in this edition is focused on Thoroughbred Victorian Metro Tracks, Trainers and our Statfreaks Rating.

**\*Important note:**

- the Betfair Profit on Turnover "POT%" and Profit & Loss "P/L" calculation includes commissions deducted.
- Analysis only factors in rides that had a valid betfair SP
- Past performance is not an indicator for future performance.
- Further insights can be accessed via [www.rapro.com.au](http://www.rapro.com.au) database platform.



# CAULFIELD- TRAINER STRIKE RATE ANALYSIS

## CAULFIELD - VIC

Trainer	Win Strike	Place Strike	Count	Win POT%	Place POT%	BF WinSP POT% (Flat)	BF PlaceSP POT% (Flat)
Nick Ryan	30.0%	40.0%	10	66.0%	-7.0%	97.4%	-5.6%
R Griffiths & M De Kock	28.0%	50.0%	18	93.9%	8.3%	125.9%	20.7%
Mathew Ellerton	27.0%	53.0%	15	87.3%	6.7%	104.6%	15.1%
Ben, Jd & Will Hayes	25.0%	68.0%	44	-0.2%	21.8%	8.2%	31.3%
G M Begg	24.0%	53.0%	17	-11.8%	-10.0%	-10.0%	-5.6%
C Maher	22.0%	33.0%	27	0.0%	-44.4%	7.7%	-38.0%
T & C McEvoy	21.0%	53.0%	19	42.6%	34.7%	57.9%	41.3%
C Maher & D Eustace	21.0%	45.0%	75	4.4%	-13.2%	19.0%	-7.7%
G Waterhouse & A Bott	20.0%	50.0%	20	-13.0%	-4.0%	-2.6%	1.2%
James Cummings	20.0%	46.0%	35	-21.1%	-18.9%	-16.2%	-15.7%

### Filters Used:

- DO is equal to 100
- Country is equal to AU
- Betfair WinSP is greater than or equal to 101
- State starts with VIC
- Track Class starts with M
- Track Name is equal to Caulfield
- any of the following apply
- Date within this year
- Date within last year
- Count is greater than or equal to 10
- BK is between 1 and 4

Ranked In Top 4 on our Statfreaks Ratings, displaying strike rates 20% or above within 2023 to current.

### Important note:

- the Betfair Profit on Turnover "POT%" and Profit & Loss "P/L" calculation includes commissions deducted.
- Analysis only factors in rides that had a valid betfair SP
- Past performance is not an indicator for future performance.
- Further insights can be accessed via [www.rapro.com.au](http://www.rapro.com.au) database platform.

### Nick Ryan

- Win Strike Rate: 30%
- Place Strike Rate: 40%
- Count: 10 starts

Nick Ryan demonstrates a high win strike rate and strong profitability in win bets with a POT% of 66.0%. His place bets show a marginally negative return, suggesting a stronger performance in win bets..

### R Griffiths & M De Kock:

- Win Strike Rate: 28.0%
- Place Strike Rate: 50.0%
- Count: 18 starts

R Griffiths & M De Kock have a solid win and place strike rate, with a high profitability in win bets at 93.9%. With frequent wins and places, their place bets show a slight positive return.

### Ben, JD & Will Hayes:

- Win Strike Rate: 25.0%
- Place Strike Rate: 68.0%
- Count: 44 starts

Ben, JD & Will Hayes demonstrate a high place strike rate and positive return in place bets with a POT% of 21.8%, although their win POT% is slightly negative. This indicates a stronger performance in place bets.

### Conclusion:

The analysis highlights that these top trainers demonstrate strong win strike rates and varying profitability in both win and place bets. While trainers like Nick Ryan and R Griffiths & M De Kock show significant returns in win bets, Mathew Ellerton and T & C McEvoy offer balanced, profitable returns in both win and place bets. Betfair returns generally offer higher profitability, as demonstrated by Mathew Ellerton's Betfair WinSP POT% of 104.6% and T & C McEvoy's Betfair PlaceSP POT% of 41.3%. This trend emphasizes the potential advantage of using Betfair for betting on top-performing trainers, particularly in win bets, to maximize returns.



# MOONEE VALLEY – TRAINER STRIKE RATE ANALYSIS

## MOONEE VALLEY - VIC

Trainer	Win Strike	Place Strike	Count	Win POT%	Place POT%	BF WinSP POT% (Flat)	BF PlaceSP POT% (Flat)
E Jusufovic	58.0%	67.0%	12	186.7%	11.7%	186.5%	20.2%
D T O'Brien	46.0%	69.0%	13	132.3%	36.9%	164.8%	38.4%
M W Walker	45.0%	82.0%	11	10.0%	21.8%	18.0%	38.6%
Peter G Moody	38.0%	63.0%	16	-13.8%	-16.9%	-6.6%	-11.9%
A & S Freedman	35.0%	55.0%	40	3.5%	-10.0%	10.9%	-3.6%
Symon Wilde	33.0%	42.0%	12	10.0%	-38.3%	20.7%	-37.9%
Nick Ryan	32.0%	50.0%	22	45.0%	-9.1%	60.8%	-0.4%
R Griffiths & M De Kock	26.0%	48.0%	23	33.9%	-13.5%	50.5%	-17.4%
L & T Corstens	25.0%	50.0%	16	29.4%	0.0%	47.9%	12.3%
M, W & J Hawkes	21.0%	43.0%	14	-2.1%	-20.0%	1.3%	-23.4%
David Brideoake & Matt Jenkins	20.0%	40.0%	10	-18.0%	-8.0%	-16.5%	5.1%
G Waterhouse & A Bott	20.0%	40.0%	20	40.0%	-24.0%	71.2%	-13.1%

### Filters Used:

- DQ is equal to 100
- Country is equal to AU
- Betfair WinSP is greater than or equal to 1.01
- State starts with VIC
- Track Class starts with M
- Track Name is equal to Moonee Valley
- any of the following apply
  - Date within this year
  - Date within last year
  - Count is greater than or equal to 10
  - BK is between 1 and 1

Ranked In Top 4 on our Statfreaks Ratings, displaying strike rates 20% or above within 2023 to current.

### Important note:

- the Betfair Profit on Turnover "POT%" and Profit & Loss "P/L" calculation includes commissions deducted.
- Analysis only factors in rides that had a valid betfair SP
- Past performance is not an indicator for future performance.
- Further insights can be accessed via [www.rapro.com.au](http://www.rapro.com.au) database platform.

### E Jusufovic:

- Win Strike Rate: 58.0%
- Place Strike Rate: 67.0%
- Count: 12 starts

E Jusufovic demonstrates an exceptional win strike rate and substantial profitability in win bets with a POT% of 186.7%. His place bets also show a positive return, making him a highly profitable trainer for both win and place bets.

### D T O'Brien:

- Win Strike Rate: 46.0%
- Place Strike Rate: 69.0%
- Count: 13 starts

D T O'Brien shows significant profitability in both win and place bets, with a win POT% of 132.3% and a place POT% of 36.9%. His strong strike rates and returns make him a reliable choice for bettors.

### A & S Freedman:

- Win Strike Rate: 35.0%
- Place Strike Rate: 55.0%
- Count: 40 starts

A & S Freedman demonstrate a strong win and place strike rate, indicating a consistent performance across a substantial number of starts. With 40 starts, they have the highest number of starts among the trainers listed, showcasing their active participation and reliability in races.

**Conclusion:** The analysis highlights that these top trainers demonstrate strong win strike rates and varying profitability in both win and place bets. E Jusufovic and D T O'Brien show exceptional returns in win bets, while M W Walker and L & T Corstens offer balanced, profitable returns in both win and place bets. Betfair returns generally offer higher profitability, as demonstrated by E Jusufovic's Betfair WinSP POT% of 186.5% and D T O'Brien's Betfair WinSP POT% of 164.8%. This trend emphasizes the potential advantage of using Betfair for betting on top-performing trainers, particularly in win bets, to maximize returns.





# FLEMINGTON – TRAINER STRIKE RATE ANALYSIS

## FLEMINGTON - VIC

Trainer	Win Strike	Place Strike	Count	Win POT%	Place POT%	BF WinSP POT% (Flat)	BF PlaceSP POT% (Flat)
Mark & Levi Kavanagh	30.0%	60.0%	10	113.0%	36.0%	112.8%	48.8%
M D Moroney	29.0%	54.0%	28	75.0%	5.0%	86.4%	9.0%
Nick Ryan	29.0%	50.0%	14	49.3%	7.9%	65.3%	20.3%
James Cummings	25.0%	55.0%	40	18.0%	4.3%	36.0%	14.6%
C Maher	22.0%	43.0%	23	-10.4%	-13.0%	-7.9%	-1.6%
Patrick Payne	21.0%	32.0%	28	-11.1%	-38.2%	-8.0%	-35.4%
A & S Freedman	21.0%	32.0%	28	-0.4%	-36.4%	10.3%	-30.1%
M Price & M Kent Jnr	20.0%	38.0%	50	-37.4%	-32.0%	-33.7%	-24.6%
Simon Zahra	20.0%	40.0%	10	238.0%	26.0%	299.3%	37.1%

### Filters Used:

- [BO is equal to 100](#)
- [Country is equal to AU](#)
- [Betfair WinSP is greater than or equal to 1.01](#)
- [State starts with VIC](#)
- [Track Class starts with M](#)
- [Track Name is equal to Flemington](#)
- any of the following apply
  - [Date within this year](#)
  - [Date within last year](#)
  - [Count is greater than or equal to 10](#)
  - [BK is between 1 and 4](#)

Ranked In Top 4 on our Statfreaks Ratings, displaying strike rates 20% or above within 2023 to current.

### Important note:

- the Betfair Profit on Turnover "POT%" and Profit & Loss "P/L" calculation includes commissions deducted.
- Analysis only factors in rides that had a valid betfair SP
- Past performance is not an indicator for future performance.
- Further insights can be accessed via [www.rapro.com.au](http://www.rapro.com.au) database platform.

### Mark & Levi Kavanagh:

- Win Strike Rate:** 30.0%
- Place Strike Rate:** 60.0%
- Count:** 10 starts

Mark & Levi Kavanagh demonstrate a high win strike rate and significant profitability in both win and place bets, with a win POT% of 113.0% and a place POT% of 36.0%. Their strong performance indicates substantial returns for bettors in both categories.

### M D Moroney:

- Win Strike Rate:** 29.0%
- Place Strike Rate:** 54.0%
- Count:** 28 starts

M D Moroney shows significant profitability in win bets with a POT% of 75.0% and positive returns in place bets at 5.0%. His balanced performance makes him a reliable choice for both win and place betting.

### James Cummings:

- Win Strike Rate:** 25.0%
- Place Strike Rate:** 55.0%
- Count:** 40 starts

James Cummings demonstrates solid profitability in both win and place bets with positive returns, making him a consistent performer across a large number of starts.

**Conclusion:** The analysis highlights that these top trainers demonstrate strong win strike rates and significant profitability in both win and place bets. Mark & Levi Kavanagh, M D Moroney, and Simon Zahra show exceptional returns in win bets, while trainers like James Cummings and Nick Ryan offer consistent, profitable returns in both categories. Betfair returns generally offer higher profitability, as demonstrated by Simon Zahra's Betfair WinSP POT% of 299.3% and Mark & Levi Kavanagh's Betfair WinSP POT% of 112.8%. This trend emphasizes the potential advantage of using Betfair for betting on top-performing trainers, particularly in win bets, to maximize returns.



# VIC METRO—TRAINER STRIKE RATE ANALYSIS

**METRO – VIC:** Includes all metro raced tracks in VIC

Trainer	Win Strike	Place Strike	Count	Win POT%	Place POT%	BF WinSP POT% (Flat)	BF PlaceSP POT% (Flat)
M W Walker	44.0%	76.0%	25	13.6%	16.8%	18.8%	26.8%
E Jusufovic	36.0%	64.0%	28	66.4%	26.1%	71.0%	50.0%
Jason Warren	35.0%	59.0%	17	14.7%	5.3%	27.7%	11.7%
Matthew Smith	33.0%	53.0%	15	44.0%	5.3%	59.7%	15.8%
R E Laing	33.0%	83.0%	12	56.7%	51.7%	82.4%	48.9%
E & D Browne	33.0%	40.0%	15	59.3%	-30.7%	81.9%	-23.7%
S O'dea & M Hoysted	30.0%	60.0%	10	122.0%	18.0%	128.3%	31.9%
Symon Wilde	26.0%	34.0%	50	4.2%	-40.6%	18.5%	-35.0%
J Leek Jnr	26.0%	35.0%	23	22.2%	-36.5%	27.1%	-29.5%
Richard Laming	25.0%	50.0%	12	65.0%	0.0%	92.7%	4.7%
Dan O'sullivan	25.0%	55.0%	20	11.5%	7.5%	18.4%	0.4%
Peter G Moody	24.0%	53.0%	87	3.6%	-5.1%	11.8%	2.5%
Aaron Purcell	24.0%	52.0%	21	-12.9%	-7.1%	-10.8%	-1.7%
Mark & Levi Kavanagh	24.0%	57.0%	37	33.8%	31.1%	41.3%	32.7%
M C Kent	23.0%	40.0%	40	-13.5%	-35.0%	-1.2%	-28.6%
Matthew Cumanì	23.0%	48.0%	31	26.5%	12.6%	35.7%	17.4%
Nick Ryan	23.0%	47.0%	64	18.1%	-8.9%	33.4%	-1.6%
G M Begg	22.0%	49.0%	81	-5.9%	-9.8%	-1.8%	-1.6%
A & S Freedman	22.0%	42.0%	144	-20.0%	-28.7%	-11.1%	-22.7%
C I Brown	22.0%	44.0%	18	12.2%	-19.4%	12.8%	-15.3%
G Waterhouse & A Bott	22.0%	48.0%	91	11.2%	-5.3%	21.9%	4.8%
D T O'brien	21.0%	39.0%	110	-7.8%	-22.3%	3.3%	-17.8%
James Cummings	21.0%	48.0%	109	-16.8%	-13.7%	-7.6%	-7.8%
Mathew Ellerton	21.0%	48.0%	71	27.2%	2.4%	37.0%	7.7%
Charlotte Littlefield	21.0%	50.0%	14	5.0%	-11.4%	13.8%	-9.2%
C Maher & D Eustace	20.0%	45.0%	406	-0.9%	-14.0%	11.0%	-6.1%
Ben, Jd & Will Hayes	20.0%	51.0%	184	7.8%	0.8%	22.0%	7.1%
Luke Oliver	20.0%	30.0%	10	115.0%	-11.0%	150.0%	-23.7%
C Maher	20.0%	39.0%	82	-20.7%	-26.3%	-16.0%	-17.3%

Ranked In Top 4 on our Statfreaks Ratings, displaying strike rates 20% or above within 2023 to current.

#### Important note:

- the Betfair Profit on Turnover "POT%" and Profit & Loss "P/L" calculation includes commissions deducted.
- Analysis only factors in rides that had a valid betfair SP
- Past performance is not an indicator for future performance.
- Further insights can be accessed via [www.rapro.com.au](http://www.rapro.com.au) database platform.

#### Peter G Moody:

- Win Strike Rate:** 24.0%
- Place Strike Rate:** 53.0%
- Count:** 87 starts

Peter G Moody demonstrates solid performance metrics with a respectable win strike rate of 24.0% and a strong place strike rate of 53.0%. His profitability is reflected in the positive returns for both win and place bets, with a win POT% of 3.6% and a place POT% of -5.1%. This indicates a consistent ability to secure winning outcomes, making him a reliable win option for bettors.

#### G Waterhouse & A Bott:

- Win Strike Rate:** 22.0%
- Place Strike Rate:** 48.0%
- Count:** 91 starts

G Waterhouse & A Bott maintain a consistent win strike rate of 22% and a place strike rate of 48.0%. They show positive profitability in win bets with a POT% of 11.2%, although their place bets have a negative return at -5.3%. This indicates a stronger performance in securing wins, making them a preferable choice for win betting.

#### Ben, JD & Will Hayes:

- Win Strike Rate:** 20%
- Place Strike Rate:** 51%
- Count:** 184 starts

Ben, JD & Will Hayes show a win strike rate of 20% and a place strike rate of 51%. However, their profitability metrics are positive for both win and place bets, with a win POT% of 7.8% and a place POT% of 0.8%. This suggests that while they have a fair strike rate, their returns are good enough to cover the stakes, making them favourable for bettors focusing solely on traditional fixed SP.

**Conclusion:** The analysis reveals that Peter G Moody and G Waterhouse & A Bott present more favourable betting opportunities, particularly on Betfair, where the returns are generally higher. Ben, JD & Will Hayes, despite their strike rates, show negative profitability, suggesting a need for cautious consideration when betting on their horses. Betfair continues to provide a competitive edge in maximizing returns for these trainers, particularly for win bets.



# VIC COUNTRY – TRAINER STRIKE RATE ANALYSIS

**COUNTRY – VIC:** Includes all country raced tracks in VIC

Trainer	Win Strike	Place Strike	Count	Win POT%	Place POT%	BF WinSP POT% (Flat)	BF PlaceSP POT% (Flat)
Lindsey Smith	28.0%	51.0%	65	6.3%	-6.2%	12.5%	-4.5%
A & S Freedman	28.0%	56.0%	149	-5.4%	-11.1%	6.0%	-4.7%
L Smith	27.0%	50.0%	108	13.0%	-8.0%	24.5%	2.0%
T & C Mcevoy	26.0%	57.0%	159	-7.5%	-5.7%	2.0%	1.4%
V L Malady	26.0%	58.0%	74	53.8%	7.7%	72.4%	15.1%
Ben & J D Hayes	26.0%	47.0%	129	22.4%	-17.3%	30.3%	-9.4%
C Maher & D Eustace	26.0%	52.0%	388	-3.8%	-16.2%	5.7%	-8.8%
Ben, Jd & Will Hayes	26.0%	54.0%	240	-4.1%	-6.5%	6.3%	3.3%
Matthew Cumani	25.0%	52.0%	127	28.5%	10.9%	44.2%	23.4%
Jason Warren	23.0%	55.0%	98	7.2%	1.9%	17.8%	8.3%
L & T Corstens	23.0%	45.0%	128	19.9%	-13.0%	39.3%	-5.4%
Henry Dwyer	23.0%	48.0%	148	-0.9%	-18.8%	7.7%	-11.1%
M M Laurie	23.0%	55.0%	128	-13.7%	-2.9%	-4.5%	7.9%
Nick Ryan	23.0%	52.0%	87	-23.4%	-17.7%	-16.7%	-11.4%
Michael Huglin	23.0%	44.0%	73	3.7%	-20.4%	14.9%	-12.7%
Symon Wilde	22.0%	53.0%	307	-10.3%	-5.0%	2.1%	6.9%
P G Moody & Katherine Coleman	22.0%	47.0%	85	-29.3%	-23.1%	-20.0%	-17.4%
Patrick Payne	22.0%	59.0%	250	-9.8%	1.0%	2.1%	11.3%
D T O'brien	21.0%	50.0%	263	-8.8%	-4.0%	0.9%	4.2%
P Stokes	21.0%	51.0%	144	-17.2%	-11.6%	-8.3%	-5.6%
J F Moloney	21.0%	43.0%	63	1.9%	-14.8%	16.9%	-5.7%
G Eurell	20.0%	47.0%	113	-6.5%	-18.6%	5.9%	-12.0%
Julius Sandhu	20.0%	45.0%	82	-0.6%	-11.8%	12.7%	-0.2%
R Griffiths & M De Kock	20.0%	47.0%	215	-31.3%	-20.1%	-24.0%	-13.8%
Andrew Noblet	20.0%	49.0%	83	-16.3%	-12.4%	-3.1%	-5.5%
Mitchell Freedman	20.0%	55.0%	121	-29.8%	-6.6%	-25.3%	1.5%
David Brideoake & Matt Jenkins	20.0%	49.0%	91	-4.7%	0.7%	2.0%	14.2%
Mark & Levi Kavanagh	20.0%	52.0%	86	-29.1%	-14.8%	-18.6%	-8.0%

## Lindsey Smith:

- **Win Strike Rate:** 28.0%
- **Place Strike Rate:** 51.0%
- **Count:** 65 starts

Lindsey Smith demonstrates a strong win and place strike rate. His win profitability is slightly positive at 6.3%, but place bets show a marginally negative return. This suggests a more favourable outcome for win bets.

## Ben & JD Hayes:

- **Win Strike Rate:** 26.0%
- **Place Strike Rate:** 47.0%
- **Count:** 129 starts

Ben & JD Hayes show good profitability in win bets with a POT% of 22.4%, while place bets show a negative return. Their performance is more favourable for win bets.

## Matthew Cumani:

- **Win Strike Rate:** 25.0%
- **Place Strike Rate:** 52.0%
- **Count:** 127 starts

Matthew Cumani shows significant profitability in both win and place bets with a win POT% of 28.5% and a place POT% of 10.9%, indicating strong performance and substantial returns for bettors.

**Conclusion:** The analysis highlights that trainers like Lindsey Smith, V L Malady, Ben & JD Hayes, and Matthew Cumani show strong win strike rates and substantial profitability, particularly when considering Betsfair returns. Betsfair generally offers higher profitability, making it a more advantageous platform for betting on these trainers.

Ranked In Top 4 on our Statfreaks Ratings, displaying strike rates 20% or above within 2023 to current.

### Important note:

- the Betsfair Profit on Turnover "POT%" and Profit & Loss "P/L" calculation includes commissions deducted.
- Analysis only factors in rides that had a valid Betsfair SP
- Past performance is not an indicator for future performance.
- Further insights can be accessed via [www.rapro.com.au](http://www.rapro.com.au) database platform.



# JOCKEY/TRAINER REVIEW PROCESS

At the end of each month, we identify the top jockeys and trainers based on our detailed data analysis. These are individuals who have consistently demonstrated exceptional strike rate performance and contributed to profitable outcomes when ranked high on our statfreaks ratings. When a rider/trainer or combo has dropped out of market performance for more than 3 months rolling, they are removed from the tracking table.

**You can access a list of top race ranked upcoming runners daily where statfreaks are tracking the rider/trainer and combos from**

Web link: [www.statfreaks.com.au/top-rider-trainer-performers-tracking-upcoming-aus-56522/](http://www.statfreaks.com.au/top-rider-trainer-performers-tracking-upcoming-aus-56522/)

\*Requires a valid daily or month subscription

The following sections will present the completed analysis for the past 3 months rolling and provide an update on the tracking table system.

The below table displays riders that had a win strike rate equal or **above 33%** when **ranked 1** (Top in race) on our Statfreaks AI ratings and returned a positive profit on turnover over the past 3-months rolling.

These riders are currently in form, and have returned a positive return on investment with the betfair win starting price, and commission factored in.








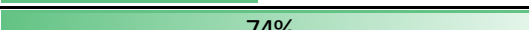

STATFREAKS TRACKING TABLE			
TRACKING	JOCKEY	3-Month SR%	BETFAIR POT%-3 - MONTH (FLAT BETTING)
ACTIVE	Natasha Faithfull	50%	44%
ACTIVE	Ms Jaylah Kennedy	46%	57%
ACTIVE	Jarrold Todd	43%	12%
ACTIVE	Thomas Stockdale	41%	37%
ACTIVE	Brad Parnham	41%	48%
ACTIVE	Angela Jones	41%	36%
ACTIVE	William Pike	39%	18%
ACTIVE	Clint Johnston-Porter	39%	17%
ACTIVE	Michael Dee	38%	15%
ACTIVE	James Mcdonald	38%	9%
ACTIVE	Ben Allen	37%	17%
ACTIVE	Zac Lloyd	37%	14%
ACTIVE	Rochelle Milnes	36%	59%
ACTIVE	Chanel Cooper	35%	39%
ACTIVE	Justin Huxtable	34%	11%
ACTIVE	Cody Collis	34%	22%
ACTIVE	Jack Martin	33%	35%
ACTIVE	Daniel Stackhouse	33%	58%

**\*Important note:**

- the Betfair Profit on Turnover "POT%" and Profit & Loss "P/L" calculation includes commissions deducted.
- Minimum 20 rides.
- Past performance is not an indicator for future performance.
- Further insights can be accessed via [www.rapro.com.au](http://www.rapro.com.au) database platform.

The below table displays trainer's that had a win strike rate equal or above 33% when ranked 1 (Top in race) on our Statfreaks AI ratings and returned a positive profit on turnover over the past 3-months rolling.

These trainers are currently in form and their runners are lining up with our top race rank rides. They have returned a positive return on investment with the betfair win starting price, and commission factored in.

STATFREAKS TRACKING TABLE			
TRACKING	TRAINER	3-Month SR%	BETFAIR POT%-3 - MONTH (FLAT BETTING)
ACTIVE	A & S Freedman	45%	 21%
ACTIVE	G Clarke	41%	 26%
ACTIVE	S O'dea & M Hoysted	40%	 21%
ACTIVE	T J Gollan	39%	 52%
ACTIVE	T & C Mcevoy	38%	 29%
ACTIVE	P J Fernie	36%	 29%
ACTIVE	Tom Dabernig	35%	 35%
ACTIVE	G Waterhouse & A Bott	33%	 74%
ACTIVE	James Cummings	33%	 7%

**\*Important note:**

- the Betfair Profit on Turnover "POT%" and Profit & Loss "P/L" calculation includes commissions deducted.
- Minimum 20 Runners.
- Past performance is not an indicator for future performance.
- Further insights can be accessed via [www.rapro.com.au](http://www.rapro.com.au) database platform.

# COMBO - RIDER/TRAINER'S



The below table display's combo's that had a win strike rate equal or above 33% when ranked 1 (Top in race) on our Statfreks AI ratings and returned a positive profit on turnover over the past 3-months rolling.

These combos are currently in form together, and have returned a positive return on investment with the betfair win starting price, and commission factored in.

STATFREKS TRACKING TABLE			
TRACKING	TRAINER	3-Month SR%	BETFAIR POT%-3 - MONTH (FLAT BETTING)
ACTIVE	Jessica Gray - D R Pateman	62%	48%
ACTIVE	Jarrold Todd - G Clarke	44%	16%
ACTIVE	Angela Jones - T J Gollan	44%	27%
ACTIVE	Natasha Faithfull - P J Fernie	43%	17%
ACTIVE	Chanel Cooper - P J Fernie	43%	74%
ACTIVE	Zac Lloyd - James Cummings	42%	25%
ACTIVE	William Pike - G & A Williams	38%	30%

**\*Important note:**

- the Betfair Profit on Turnover "POT%" and Profit & Loss "P/L" calculation includes commissions deducted.
- Minimum 10 rides.
- Past performance is not an indicator for future performance.
- Further insights can be accessed via [www.rapro.com.au](http://www.rapro.com.au) database platform.



# JOCKEY/TRAINER & COMBO UPCOMING

You can obtain a list of upcoming runners daily where statfreaks are tracking the rider/trainer and combos from

- ✓ The statfreaks membership portal with paid subscription access.

Web link: [www.statfreaks.com.au/top-rider-trainer-performers-tracking-upcoming-aus-56522/](http://www.statfreaks.com.au/top-rider-trainer-performers-tracking-upcoming-aus-56522/)

- ✓ Running an analysis model from the racing analytics – expert form database platform with statfreaks module.

Enquire: [www.rapro.com.au/enquiry-form/](http://www.rapro.com.au/enquiry-form/)

Virtual Staffreaks Data Table

DATE	TRACK	RACE NO.	NAME	RIDER	TRAINER	SFR	RK	RKT	JR	TR	TYPE	STAR_RATING	AI_STATUS	
06/06/2023	Amidale	1	3	Turnaway	Ashley Morgan	Cameron Crockett	6.1	1	2	1	2	RIDER	RED	FINAL
06/06/2023	Amidale	5	6	The Affirmative	Ashley Morgan	C R Clegg	6.1	1	1	1	2	RIDER	PURPLE	FINAL
06/06/2023	Amidale	2	2	Blue Canasta	Ashley Morgan	Stirling Osland	5.6	1	3	1	1	RIDER	RED	FINAL
06/06/2023	Amidale	4	3	Vis I Do	Ashley Morgan	Melissa Dennett	4.5	1	5	1	4	RIDER	RED	FINAL
07/06/2023	Doomben	6	9	Melika Lad	Ryan Maloney	David Vandyske	6.1	1	1	1	1	RIDER	PURPLE	INTERIM
07/06/2023	Canterbury Park	2	6	Nostalgia	James McDonald	C J Walter	6.1	1	1	1	4	TRAINER	PURPLE	INTERIM
07/06/2023	Canterbury Park	4	3	Flashing Steel	James McDonald	Annabel Neasham	5.9	1	4	1	1	TRAINER	RED	INTERIM
07/06/2023	Canterbury Park	5	1	Never Second	James McDonald	Annabel Neasham	5.6	1	5	1	2	TRAINER	RED	INTERIM

Virtual Staffreaks Data Table

Query Columns

- Date as Date : Ascending
- Track Name as Track Name : Not sorted
- Race Number as Race Number : Not sorted
- Tab No as Tab No : Not sorted
- Horse Name as Horse Name : Not sorted

Query Conditions

Select records where all of the following apply

- Country is equal to AU
- DR is equal to 100
- Country starts with AU
- RK is equal to 1
- Rider Name is in list Dean Yendall, Ben Allen, Ashley Morgan, William Pike, Ryan Woopas, Ryan Maloney, Ms Linda Meech

Result Set

Date	Track Name	Race Number	Tab No	Horse Name	Trainer	Rider Name	Race Start Time (Text)	SFR	SLA	Speed Base vs Race (Pte)	SP Open	SP Sam	SP Close
6/06/2023	Amidale	1	3	Turnaway	Cameron Crockett	Ashley Morgan	12:50 PM	6.1	2.5	-5.7	\$3.7	\$2.3	\$2.1
6/06/2023	Amidale	2	2	Blue Canasta	Stirling Osland	Ashley Morgan	1:25 PM	5.6	1.7	3.4	\$2.0	\$2.0	\$1.7
6/06/2023	Amidale	4	3	Vis I Do	Melissa Dennett	Ashley Morgan	2:40 PM	4.5	1.4	-1.7	\$3.5	\$3.2	\$3.1
6/06/2023	Amidale	5	6	The Affirmative	C R Clegg	Ashley Morgan	3:15 PM	6.1	1.9	0.2	\$3.6	\$3.1	\$2.8

Racing Analytics Expert Form Analyser



# RACING ANALYTICS EXPERT FORM – SF MODULE



Racing Analytics Database v2.5.8.0, db62 v54

File Settings Help Hide Main Panel Stafftraks Mode Active

- QUICK REPORTS**
- Daily Data Standouts
  - Form Black Book
  - My Selections Detail
  - Pricing Report
  - Ratings Date Range Export

- STAFFTRAKS**
- FORM
  - SEARCH
  - BLACK BOOK
  - ANALYSIS
  - BOOK KEEPING
  - SF STAT FREAKS**

MAIN ANALYSIS (SF) [X]

Objects and their attributes

- Meeting
- Race
- Runner
- Rider
- Trainer
- Combs
- Stafftraks
- SFR
- SLB
- RK
- RKT
- BR
- JR
- TR
- SETPOS
- PR4
- PR2
- TOF
- DD
- TEMP
- COM1
- COM2
- COM3
- FAVSRCY
- FAVSRPY
- LSRK
- LSRKT
- LSRW
- LSRPR

Query Columns

SETPOS as SETPOS : Ascending

Win Strike as Win Strike : Not sorted

Place Strike as Place Strike : Not sorted

BF Win RACE 4 - 2:40 PM ARMDALE CITY B.C. HCP (C1) (1400 METERS)

Query Cond:

RAIL: True

## Pricing Module

SETPOS	Win Strike	Place Strike	Count	BF WinSP PCT. (Flat)
1	39.0%	63.0%	84	<b>18.6%</b>
2	23.0%	47.0%	30	<b>5.8%</b>
3	17.0%	83.0%	6	<b>-25.2%</b>
4	71.0%	71.0%	7	<b>64.0%</b>

NO	NAME	RIDER	TRAINER	CWP	CPP	WT	BR	MAP	SFR	SLB	SFA	FRP	DIS	PER%	EDGE
3	Via I Do	Ashley Morgan	Melissa Dennett	\$3.20	\$1.45	58	3	BACK	4.5	0.0	4.5	\$2.75	36.32%	\$0.45	
5	Eastwin(2)	Ben Looker	J D Shelton	\$4.93	\$1.78	57	2	ON-PACE	3.1	-1.4	3.1	\$4.69	21.34%	\$0.24	
4	Vain Rich	Matthew Palmer	J A Sylvester	\$3.87	\$1.58	57.5	1	LEAD	2.6	-0.5	2.6	\$7.14	14%	-\$3.27	

Place Information	Place Clear
TYPE PRIZEM DIST RIR GOING CLS TYPE SEX AGE	
R \$ 27.000 MIDDLE 10 G CLS1 HCP - - -	

## Advanced Mapping

SP	AGE	DSL	XUP	WG	SFR	SLB	RK	RKT	SET	PR4	PR2	TOF	RIDER	RT15	TRAINER	COMMENT	
3	3	3G	9	5-UP	58	4.5	-	1	5	7	10	9	Ashley Morgan (0):7:2-2-4	0%	1:1-1-1-1	Melissa Dennett 1:1-1-1-1	Bestreted jockey in race, Has bar...

RACE STRENGTH														
DATE	TRK	TRIP	TRF	SPD	CLS	DER	XUP	DIS	CLS	GO	AGE	WGT	SP	RIDER
28/05/2023	Gunn	VTK	3:5-0:4	86.200	69.700	26	4-UP	1400	MDN	G	3	59.0	3.36	Dylan Gibbons
29/05/2023	Gunn	VTK	4:0-0:5	86.4-1:5	67.4-2:5	11	3-UP	1400	MDN	S	3	57.5	3.39	M Wier

## Detailed Form/Ratings/Splits

SP	AGE	DSL	XUP	WG	SFR	SLB	RK	RKT	SET	PR4	PR2	TOF	RIDER	RT15	TRAINER	COMMENT		
5	4	4G	18	5-UP	57	+3.1	-1.4	2	15	8	3	2	2	Ben Looker (0):7:1-1-13	13%	5:1-1-1-3	J D Shelton 6:1-1-1-4	Ability to accelerate quickly, Can fo...

400+ Variables/Measures



**ENQUIRE NOW**

# RACING ANALYTICS— BACKWARDS SIMULATION



The RAPRO Expert Form Module lets you create and refine your own models. By exploring pre-race factors, you can develop historical models, then use them for upcoming events to find potential investments efficiently.

## HISTORICAL

Objects and their attributes

- Meeting
- Race
- Runner
- Rider
- Trainer
- Combos
- Staffreaks
- Live Yard
- Result
- Group
- External
- IVR

Query Columns

- Year as Year : Ascending
- Month as Month : Not sorted
- Win Strike as Win Strike : Not sorted
- Place Strike as Place Strike : Not sorted
- Count as Count : Not sorted

Query Conditions

Select records where all of the following apply

- SFR is equal to 6.1
- Win LS is equal to 1
- Placed LS is equal to 1
- DQ is equal to 100
- Country is equal to AU
- Date within this year
- Going Short starts with G
- Preparation No. is between 3 and 4

Result Set

Year	Month	Win Strike	Place Strike	Count	Win POT%	BF WinSP POT% (Flat)
2023	1	32.0%	84.0%	19	16.8%	26.7%
2023	2	41.0%	64.0%	22	4.5%	-2.6%
2023	3	28.0%	72.0%	18	11.7%	25.2%
2023	4	18.0%	55.0%	11	-35.5%	-30.2%
2023	5	36.0%	71.0%	14	-35.0%	-29.7%
2023	6	40.0%	67.0%	15	15.3%	27.4%
2023	7	41.0%	59.0%	17	22.4%	28.1%
2023	8	35.0%	70.0%	20	18.5%	22.8%
2023	9	40.0%	60.0%	15	6.0%	13.4%

CONVERT



## UPCOMING

Objects and their attributes

- Meeting
- Race
- Runner
- Rider
- Trainer
- Combos
- Staffreaks
- Live Yard
- Result
- Group
- External
- IVR

Query Columns

- Race Number as Race Number : Ascending
- Tab No as Tab No : Not sorted
- Horse Name as Horse Name : Not sorted
- Race Start Time (Text) as Race Start Time (Text) : Not sorted

[Click here to add a new column]

Query Conditions

Select records where all of the following apply

- SFR is equal to 6.1
- Win LS is equal to 1
- Placed LS is equal to 1
- DQ is equal to 100
- Country is equal to AU
- Date within this year
- Going Short starts with G
- Preparation No. is between 3 and 4

Result Set

Date	Track Name	Race Number	Tab No	Horse Name	Race Start Time (Text)
2/10/2023	Muswellbrook	6	4	She's A Bad Girl	4:45 PM
4/10/2023	Kensington	3	8	Aditi	3:10 PM
4/10/2023	Kensington	6	1	Body Bob	4:55 PM

Require more info?

**ENQUIRE NOW**

# RACING ANALYTICS - SF + LIVE YARD



Get the latest insights from "Racing Analytics" with live, runner-by-runner analysis direct from the mounting yard. Our expert analysts provide in-depth profiles on each horse, focusing on key characteristics that matter. Our advanced algorithms then translate these insights into an essential yard rating.

Enjoy features like live commentary, automatic updates, and top picks for the yard — all with a primary focus on VIC/NSW Metro main events. Elevate your race day experience with concise, expert analysis delivered straight to your newsletter.

## KENSINGTON

Wednesd

RACE 6 - 5:10 PM CASINO PRINCE @ VINERY (BM72) (1100 METERS)

RAIL: +2m Entire

Race Information					Race Class					
TYPE	PRIZEM	DIST	R/R	GOING	CLS	TYPE	SEX	AGE	APCL	DD
R	\$ 60,000	SPRINT	10	G	BM72	HCP	FM	3+	Y	

SP	AGE	DSL	XUP	WG	SFR	SLB	RK	RKT	SET	PR4	PR2
1	7										
\$ 3.3	4M	27	2-UP	57.5	+5.9	-	1	3	2	6	4

FP	MRFG	DATE	TRK	TMPO	TPRTR	SPD	CLS	DBR	XUP	DIS	CLS	GO	AGE	WGT	SP
1/8	+1.0	5/10/2023	Gosf	AVG	5.6/1.3	85.0/0.0	78.1/0.0		1-UP	1100	BM64	G	4	59.5	\$ 4.2
Spelled for 113 days															
6/10	-3.9	14/06/2023	Kens	AVG	5.8/-3.1	93.9/-7.8	71.0/-11.6		5-UP	1000	BM64	G	3	58.5	\$ 2.6
Freshened up for 28 days															
2/7	-0.4	17/05/2023	Wanw	WK	4.1/-0.4	90.8/-0.3	72.8/-0.7		4-UP	1100	BM64	S	3	57.5	\$ 4.2
Freshened up for 28 days															
5/14	-2.5	19/04/2023	Wanw	MOD	6.5/-2.1	94.6/-6.5	86.0/-8.9	27	3-UP	1100	BM64	G	3	57.0	\$ 2.2
1/9	+4.8	23/03/2023	Hawk	AVG	5.4/-1.6	85.3/0.0	76.1/0.0		2-UP	1100	MDN	S	3	59.0	\$ 2.5
Freshened up for 30 days															
2/7	-0.2	21/02/2023	Wyon	WK	4.0/-0.2	84.3/0.0	71.3/0.0		1-UP	1100	MDN	G	3	58.0	\$ 2.0
Spelled for 166 days															
5/6	-5.4	8/09/2022	Hawk	WK	4.4/0.2	94.1/-11.3	71.6/-16.7	13	2-UP	1300	MDN	S	3	56.5	\$ 3.6
All Runs: AVG: 5.0/-1.1 90.1/-3.6 75.1/-5.3															
MAX: 6.5/0.2 94.6/0.0 86.0/0.0															
MED: 4.9/0.9 91.8/-1.8 73.2/-2.5															

Kensington Race 6 - 2023-11-01

Analyst Top 4: 7, 8, 1, 6. EAGLE NEST in excellent condition. ROCKETEER GIRL nice mover maybe half run short. QUEEN OF THE NILE good pick. IN DIVINE need.

Pick of Yard: 7

Status: FINAL  
Analyst: Dave Sigala

FP	NO	RUNNER	YARD COMMENT	PREVIOUS SCORE	PARADE RATING
10	1	Queen Of The Nile	Sprinter. Ft. Healthy Coat. Moving well. Positive Parade. Composed.	79.5	83.5
5	5	Bubbles For Me	Sprinter. Ft. Healthy Coat. Moving well. Positive Parade. Relaxed.	83.5	84.0
7	6	In Divine	Sprinter/Middle Distance. Base Fitness. Healthy Coat. Standard Movement. Do...	83	79.0
1	7	Eagle Nest	Sprinter. Ft. Healthy Coat. Moving well. Positive Parade. Composed.	82.5	83.5
3	8	Rocketeer Girl	Sprinter. Base Fitness. Base Health. Improvement To Come. Sleeping Out Well...	82.5	80.0
8	9	Welcome Gassy	Sprinter/Middle Distance. Ft. Healthy Coat. Getting A Little Warm. Moving well...	83	81.0
2	10	Drive Voley	Sprinter/Middle Distance. Carrying Condition. Healthy Coat. Improvement To Co...	82	79.0
4	11	Smiling Prophet	Sprinter. Ft. Healthy Coat. Standard Movement. Touch keen. Standard.	83.5	79.0
5	12	Pink Banoua	Sprinter/Middle Distance. Ft. Getting A Little Warm. Standard Movement. Touc...	79.5	76.5
6	13	Burnett	Regular. Base Fitness. Base Health. Standard Movement. No Knocks. Standard.	81	79.5

Display Options:  
 Jockey  
 Market Prices  
 Trainer  
 Focus

Live Pop-up Event Directly from the Mounting Yard

Require more info? [ENQUIRE NOW](#)



# RACING ANALYTICS EXPERT FORM – MAP PROFILING



The RAPRO Expert Form Module leverages sophisticated statistical analysis to enhance your speed map refinement process. This tool enables you to identify key characteristics of horses and their riders. For instance, it allows you to assess a horse's performance based on its barrier group start, pinpoint optimal positioning for settling during a race, and correlate these insights with the conditions that best suit the rider's strengths.

## Damian Lane

CURRENT FORM						
LEAD	ON-PC	OF-PC	MID	OF-MD	BACK	
27%	20%	18%	14%	15%	8%	
\$ 5.5	\$ 5.9	\$ 5.1	\$ 4.4	\$ 6.9	\$ 5.9	
\$ 1.8	\$ 0.9	\$ -0.5	\$ -2.7	\$ 0.2	\$ -6.6	
33	110	88	35	72	48	

	FAVOURITE				NOT-FAVOURITE			
	WIN	AWSP	EDGE	RC	WIN	AWSP	EDGE	RC
LEAD	22%	\$ 2.6	\$ -1.9	9	29%	\$ 6.3	\$ 2.9	24
ON-PACE	24%	\$ 3.3	\$ -0.9	33	18%	\$ 7.4	\$ 1.8	77
OFF-PACE	47%	\$ 3.3	\$ 1.2	17	11%	\$ 7.0	\$ -2.1	71
MID	50%	\$ 3.3	\$ 1.3	6	7%	\$ 5.9	\$ -8.4	29
OFF-MID	58%	\$ 3.6	\$ 1.9	12	7%	\$ 12.7	\$ -1.6	60
BACK				4	9%	\$ 5.9	\$ -5.2	44

Displaying "AU" Statistics Only.

Calculated using data between 2023 to 2024 racing seasons, only valid data points, others excluded. Edge values calculated with a historical win average price.

## Viviane



ON-PACE / LEADER

## SETTLE POSITIONS

	LEAD	ON-PACE	OFF-PACE	MID	OFF-MID	BACK
WIN	33%	20%	100%	100%		
TOP 3	33%	60%	100%	100%		
RC	3	10	2	1	0	0

## BARRIER GROUPS

	1-3	4-7	8-12	13-16	17-24
WIN	67%	27%	50%		
TOP 3	67%	64%	50%		
RC	3	11	2	0	0

Calculated using valid data points, others excluded.

VIEW MODE		VIEW	RRAT	RACE TEMPO	PRICE (\$)	MK%	TOP	HIDE / DISPLAY					SPD (\$)	MAP							
F	R	M	V	J	T	Y	HORSE	3.6	AVERAGE	BALANCE	100	4	RP	PR	CP	BN	RN	AS	BF	EXP	-
NO	NAME	RIDER	TRAINER	CWP	CPP	BR	HT3	RWS	MAP	Δ	1LS	2LS	3LS	ADS	AWN	AT3					
12	Raging Monkey	Ms Laura Lafferty	L E Robertson	\$167.67	\$23.67	1	71%	18%	LEAD		LEAD	LEAD	ON-PACE	ON-PACE	ON-PACE	LEAD					
7	Nasraawy	Wiremu Pinn	Gavin Bedgood	\$12.33	\$3.03	4	29%	18%	ON-PACE		ON-PACE	OFF-PACE	ON-PACE	OFF-PACE	ON-PACE	OFF-PACE					
1	Viviane	Damian Lane	Mathew Ellerton	\$3.07	\$1.40	9	60%	20%	ON-PACE		LEAD	OFF-PACE	ON-PACE	ON-PACE	OFF-PACE	ON-PACE					
2	Rattle And Bang	Sheridan Clarke	D Binaisse	\$15.67	\$3.57	3	40%	7%	ON-PACE		LEAD	ON-PACE	ON-PACE	ON-PACE	LEAD	LEAD					
10	Northemero	Daniel Stackhouse	D J Mccarthy	\$69.67	\$11.33	2	75%	14%	OFF-PACE		MID	BACK	OFF-PACE	BACK	MID	OFF-MID					
11	Port Albert	Billy Egan	Nick Ryan	\$8.83	\$2.43	10	0%	16%	OFF-PACE		MID	OFF-MID	OFF-PACE	OFF-MID	BACK	MID					
3	Extreme Flight	Blake Shinn	A & S Freedman	\$11.00	\$2.80	6	20%	11%	OFF-MID		OFF-MID	OFF-MID	OFF-PACE	?	BACK	BACK					
4	Fire	Jye Moneil	M. W & J Hawkes	\$2.93	\$1.38	8	0%	6%	OFF-MID		ON-PACE	BACK	OFF-PACE	OFF-PACE	ON-PACE	ON-PACE					
13	Starz Barwon	Michael Dee	David Briedoake & Matt Jenkins	\$19.33	\$4.07	7	50%	8%	OFF-MID		OFF-PACE	MID	BACK	OFF-MID	OFF-MID	BACK					
8	Amegdul	Craig Williams	D J Mccarthy	\$9.17	\$2.50	5	43%	7%	BACK		OFF-MID	BACK	MID	BACK	OFF-MID	OFF-MID					



ENQUIRE NOW



# CONTACT

We hope you enjoyed our newsletter!

If you would like to request specific analysis to be included in upcoming newsletters, we encourage you to use the web contact form provided below. Your requested analysis may be considered for inclusion in our upcoming newsletters.

WEB: [WWW.STATFREAKS.COM.AU/CONTACT/](http://WWW.STATFREAKS.COM.AU/CONTACT/)

MAIL: PO BOX 4063 ESSENDON FIELDS, AUSTRALIA, VICTORIA 3041

EMAIL: [INFO@STATFREAKS.COM.AU](mailto:INFO@STATFREAKS.COM.AU)